

l'anima del legno

the soul of wood

MOOD
WOOD

Dierre
YOUR HOME YOUR LIFE

PORTE IN LEGNO MASSICCIO PER INTERNI

Armonia e forza. Emozione ed espressione.
Distinguersi, essere, senza compromessi.
Perché se “le mode passano, lo stile resta”.
E una porta in legno massiccio Dierre
è sempre una scelta di stile. Naturale.

SOLID WOOD INTERIOR DOORS

*Harmony and strength. Emotion and expression.
Standing out, being, with no compromise. Because
if “fashion goes by” style remains. And a Dierre solid
wood door is always a choice of style. Natural.*

MOOD AND ANIMA
WOODS SOULS
WOODS GENWOOD

MANTEGNA	8 - 15
TRENDY	16 - 23
DE SIMONE	24 - 39
FASHION	40 - 47
GUARINI	48 - 55
ALFIERI	56 - 65
RICCI	66 - 85
PALADINO	86 - 101
BALDI	102 - 121
CAIROLI	122 - 131
SCHEDE TECNICHE	134 - 187
<i>TECHNICAL SHEETS</i>	



GUARINI 1

Versione cieca con bugna
a due ante

Colore rovere
sbiancato chiaro

Coprifilo barocco

Version blank with raised panel,
double leaf

Colour light bleached oak

**Cover
mould** barocco

Elegante nella forma e nelle proporzioni,
capace di emozionare, lo stile delle porte
in legno massiccio Dierre si esprime con
caratteri diversi, precisi e fortemente distintivi.
Prezioso, minimal, contemporaneo, classico,
intimo, aulico. Ma una cosa, sopra ogni altra,
lo rende raro e inconfondibile: è uno stile
destinato a durare.

S T I L E

S T Y L E

*Elegant in both shapes and proportions,
able to give special emotions, the style of
the Dierre solid wood doors is expressed
with different features, precise and highly
distinctive. Precious, minimal, contemporary,
classical, intimate, stately. But one thing,
above every other, makes it rare and
unmistakable: it is a style intended to last.*

Il legno vive. Il legno è bello: da sfiorare, da guardare. Cambia aspetto, col passare del tempo; le venature assumono nuovi colori, con sfumature che si trasformano a seconda della luce. Lo sanno bene le porte in legno massiccio Dierre, ognuna con la propria identità, le proprie piccole imperfezioni, segni inconfondibili di una bellezza nobile e naturale.

N A T U R A L E

N A T U R A L

*Wood lives. Wood is nice: to touch, to look at.
As time passes it changes its appearance, the
grain takes on new colours, shades that change
as light does. Dierre solid wood doors are well
aware of this, each with its own identity, its own
small imperfections, unmistakable signs of noble
and natural beauty.*



MANTEGNA 3

Versione cieca
con bugna
a due ante

Colore noce tinto

Coprifilo inglese

Version *blank with raised panel,
double leaf*

Colour *walnut stained*


**Cover
mould** *inglese*

MANTEGNA

Non semplici complementi, ma autentiche protagoniste dell'arredo, le porte Mantegna esaltano gli ambienti più prestigiosi con la loro eleganza e ricchezza formale. Uno stile classico raffinatissimo, impreziosito in ogni modello da bugne di tipo combinato e telaio con coprifili appropriati.

MANTEGNA

Not basic auxiliary items, but true furnishing protagonists, the Mantegna doors enhance the most prestigious settings with their formal elegance and richness. A very refined classic style, every model of which is embellished by combined raised panels and frame with suitable cover moulds.





MANTEGNA 2

Versione

cieca
con bugna

Colore

noce tinto antichizzato

Coprifilo

inglese
con capitello

Version

blank
with raised panel

Colour

aged walnut stained

**Cover
mould**

inglese with capital



MANTEGNA 1

Versione cieca con bugna

Colore castagno tinto noce
antichizzato

Coprifilo cipendal
con capitello

Version blank with raised panel

Colour aged walnut
stained chestnut

**Cover
mould** cipendal with capital



MANTEGNA 3

Versione cieca
con bugna

Colore ciliegio chiaro
antichizzato

Coprifilo Luigi Filippo

Version blank
with raised panel

Colour aged light
cherry

**Cover
mould** Luigi Filippo



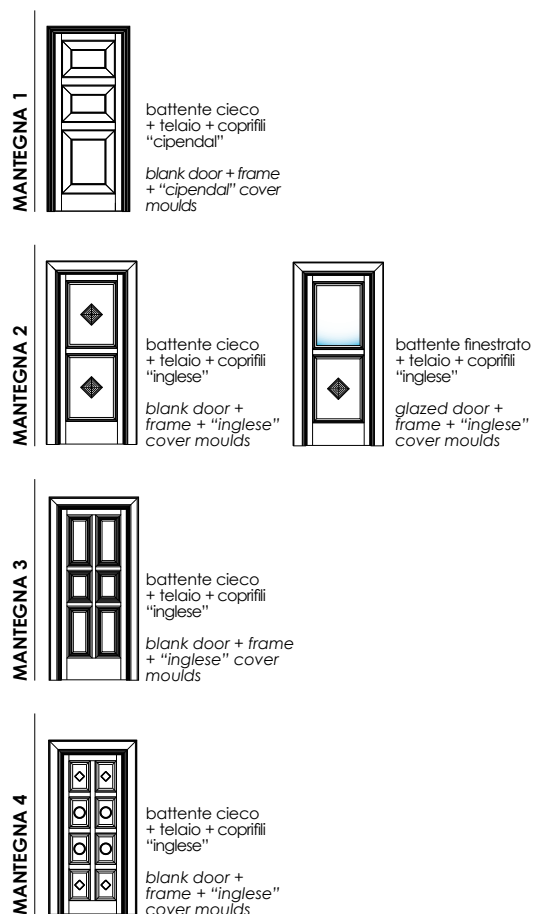


MANTEGNA 4

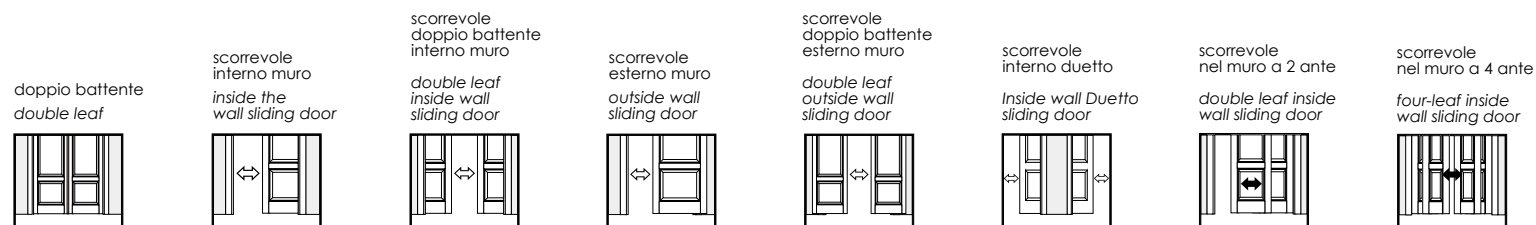
Versione	cieca con bugna
Colore	rovere tinto medio scuro antichizzato
Coprifilo	inglese con capitello
Version	<i>blank with raised panel</i>
Colour	<i>aged medium stained oak</i>
Cover mould	<i>inglese with capital</i>



ALLESTIMENTI | TYPES



SOLUZIONI DI APERTURA | OPENING FEATURES



ESSENZE DISPONIBILI | AVAILABLE WOOD TYPES

Alder tinto noce antichizzato
Alder tinto ciliegio antichizzato
Alder tinto frassino antichizzato
Nocinwood antichizzato
Cilinwood antichizzato
Frassinwood antichizzato
Pino tinto vivace antichizzato
Pino mielato antichizzato
Rovere tinto medio scuro antichizzato
Rovere mielato antichizzato
Ciliegio chiaro antichizzato
Noce tinto antichizzato
Castagno noce antichizzato
Castagno miele antichizzato

Aged walnut stained alder
Aged cherry stained alder
Aged ash stained alder
Aged nocinwood
Aged cilinwood
Aged frassinwood
Bright stained aged pinewood
Honey stained aged pinewood
Medium stained aged dark oak
Aged honey stained oak
Aged light stained cherry
Stained aged walnut
Aged walnut stained chestnut
Aged honey stained chestnut

Tutte le configurazioni e le soluzioni di apertura possono essere adattate su misura.
Scopri le innumerevoli possibilità di personalizzazione presso i Dierre Partner.
All opening configurations and solutions may be tailored.
Discover the endless personalization possibilities at the Dierre Partners.


Tutti i modelli Mantegna sono disponibili con e senza capitello.
All the Mantegna models are available with or without capital.

T R E N D Y

Estrosa, intelligente: perché anche una porta sa stimolare e accendere l'immaginazione. In Trendy la creatività più avanzata si fonde col materiale più ricco di tradizione. Legno massiccio con pannello in ABS Superlux dai colori vibranti; cerniere invisibili; linee geometriche.

T R E N D Y

Fanciful, clever: because even a door can brighten up and turn imagination on. In Trendy the most advanced creativity merges with the richest material in tradition. Solid wood with Superlux ABS panel having vibrant colours; invisible hinges; geometrical lines.





TRENDY 1

Versione cieca con pannello
in alluminio satinato
lucido

Colore ciliegio chiaro

Coprifilo piatto

Version *blank with polished
satin aluminium panel*

Colour *light cherry*

**Cover
mould** *piatto*



TRENDY 2

Versione cieca con pannello blu lucido e profili nero satinato

Colore laccata nero

Coprifilo piatto

Version blank with polished blue panel and black satin profiles

Colour lacquered black

Cover mould piatto



TRENDY 3

Versione	cieca con pannello rosso lucido con profili in acciaio satinato
Colore	laccata RAL 9006
Coprifilo	piatto

Version	<i>blank with polished red panel and satin steel profiles</i>
Colour	<i>lacquered RAL 9006</i>
Cover mould	<i>piatto</i>






TRENDY 4

Versione	cieca con pannello nero lucido con due traverse
Colore	laccata avorio
Coprifilo	piatto
Version	<i>blank with polished black panel with two crosspieces</i>
Colour	<i>lacquered ivory</i>
Cover mould	<i>piatto</i>

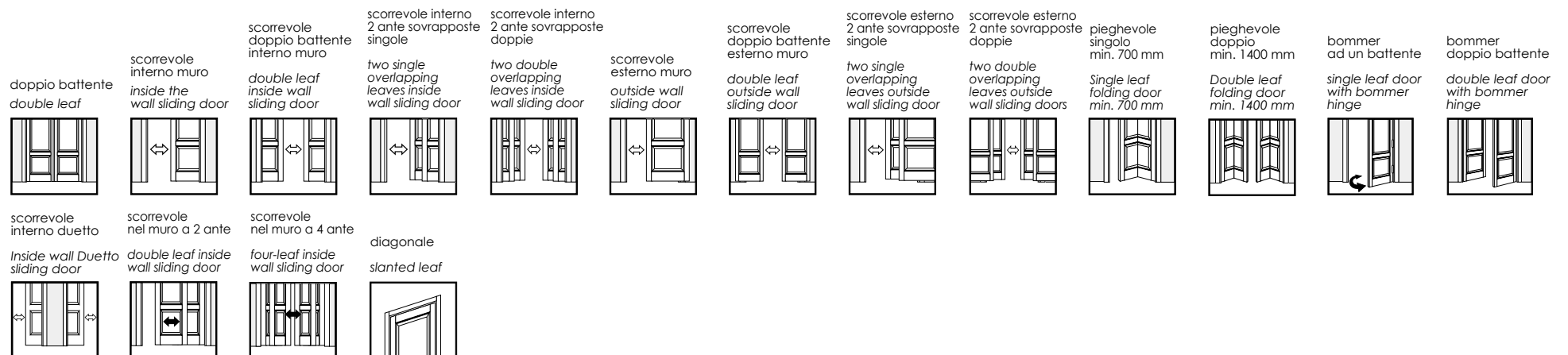


CONFIGURAZIONI TRENDY TRENDY CONFIGURATIONS

ALLESTIMENTI | TYPES



SOLUZIONI DI APERTURA | OPENING FEATURES



ESSENZE DISPONIBILI | AVAILABLE WOOD TYPES

Cilindwood
Frassinwood
Ciliegiog chiaro
Noce tinto
Rovere tinto wengè intenso
Rovere sbiancato chiaro
Rovere grigio intenso
Laccato bianco neve
Laccato verde chiaro
Laccato celeste
Laccato avorio
Laccato nero
Laccato RAL a scelta

Cilindwood
Frassinwood
Light cherry
Stained walnut
Intense wengè stained oak
Light bleached oak
Intense grey oak
Lacquered snow white
Lacquered light green
Lacquered light blue
Lacquered ivory
Lacquered black
Lacquered in a choice of RAL

PANNELLI DISPONIBILI | AVAILABLE PANELS

Nero lucido
Bianco lucido
Rosso lucido
Rubino lucido
Avorio lucido
Blu lucido
Arancio lucido
Alluminio satinato lucido
Zebrano lucido
Lilla lucido
Tortora lucido
Cappuccino lucido

Polished black
Polished white
Polished red
Polished ruby
Polished ivory
Polished blue
Polished orange
Polished satin aluminium
Polished zebrano
Polished lilac
Polished turtledove
Polished cappuccino

Tutte le configurazioni e le soluzioni di apertura possono essere adattate su misura. Scopri le innumerevoli possibilità di personalizzazione presso i Dierre Partner. All opening configurations and solutions may be tailored. Discover the endless personalization possibilities at the Dierre Partners.

DE SIMONE

Un design moderno e ricercato, che le cerniere invisibili contribuiscono ad enfatizzare. Questa soluzione tecnica consente, infatti, di avere, sul lato a tirare della porta, il battente perfettamente complanare ai coprifili, sottolineando l'estrema pulizia di linee della famiglia De Simone.

DE SIMONE

A modern and refined design, that is emphasized by the invisible hinges. This technique allows, in fact, to have, on the pull side of the door, the leaf which is perfectly flush to the cover moulds thus highlighting the utmost neatness of the lines of the De Simone family.





DE SIMONE 10

Versione cieca con inserti
in cromo satinato

Colore rovere tinto wengè
intenso

Coprifilo piatto

Version blank with satin
chrome inserts

Colour intense wengè
stained oak

**Cover
mould** piatto



DE SIMONE 1

Versione cieca
 con pannello

Colore alder tinto noce

Coprifilo piatto
 con capitello

Version blank
 with panel

Colour walnut stained alder

**Cover
mould** piatto with capital



DE SIMONE 2

Versione cieca con foderina

Colore alder
tinto frassino

Coprifilo piatto

Version blank with flat panel

Colour ash stained alder

**Cover
mould** piatto



DE SIMONE 3

Versione *finestrata*
Colore *alder*
 tinto ciliegio
Coprifilo *piatto con capitello*

Version *glazed*
Colour *cherry*
 stained alder
Cover
mould *piatto with capital*



DE SIMONE 4

Versione cieca con foderina
con inserti in ottone
lucido

Colore nocinwood

Coprifilo piatto

Version *blank with flat panel
with polished brass inserts*

Colour *nocinwood*

**Cover
mould** *piatto*



DE SIMONE 5

Versione cieca con foderina
con inserti
in acciaio satinato

Colore cilinwood

Coprifilo piatto

Version blank with flat panel
with satin steel inserts

Colour cilinwood

**Cover
mould** piatto



DE SIMONE 6

Versione cieca con pannello

Colore rovere
mielato

Coprifilo piatto

Version blank with panel

Colour honey
stained oak

**Cover
mould** piatto



DE SIMONE 7

Versione cieca con inserti
in cromo satinato

Colore rovere tinto
wengè intenso

Coprifilo piatto

Version blank with satin
chrome inserts

Colour intense wengè
stained oak

**Cover
mould** piatto



DE SIMONE 8

Versione cieca
con inserti
in cromo satinato

Colore cilinwood

Coprifilo piatto

Version blank with satin
chrome inserts

Colour cilinwood

**Cover
mould** piatto



DE SIMONE 9

Versione	cieca con inserti in cromo satinato
Colore	alder tinto noce
Coprifilo	piatto
Version	<i>blank with satin chrome inserts</i>
Colour	<i>walnut stained alder</i>
Cover mould	<i>piatto</i>





DE SIMONE 11

Versione cieca con inserti
in cromo satinato

Colore laccata
bianco neve

Coprifilo piatto

Version blank with satin
chrome inserts

Colour lacquered
snow white

**Cover
mould** piatto



DE SIMONE 13

Versione cieca con inserti
in ottone

Colore alder
tinto ciliegio

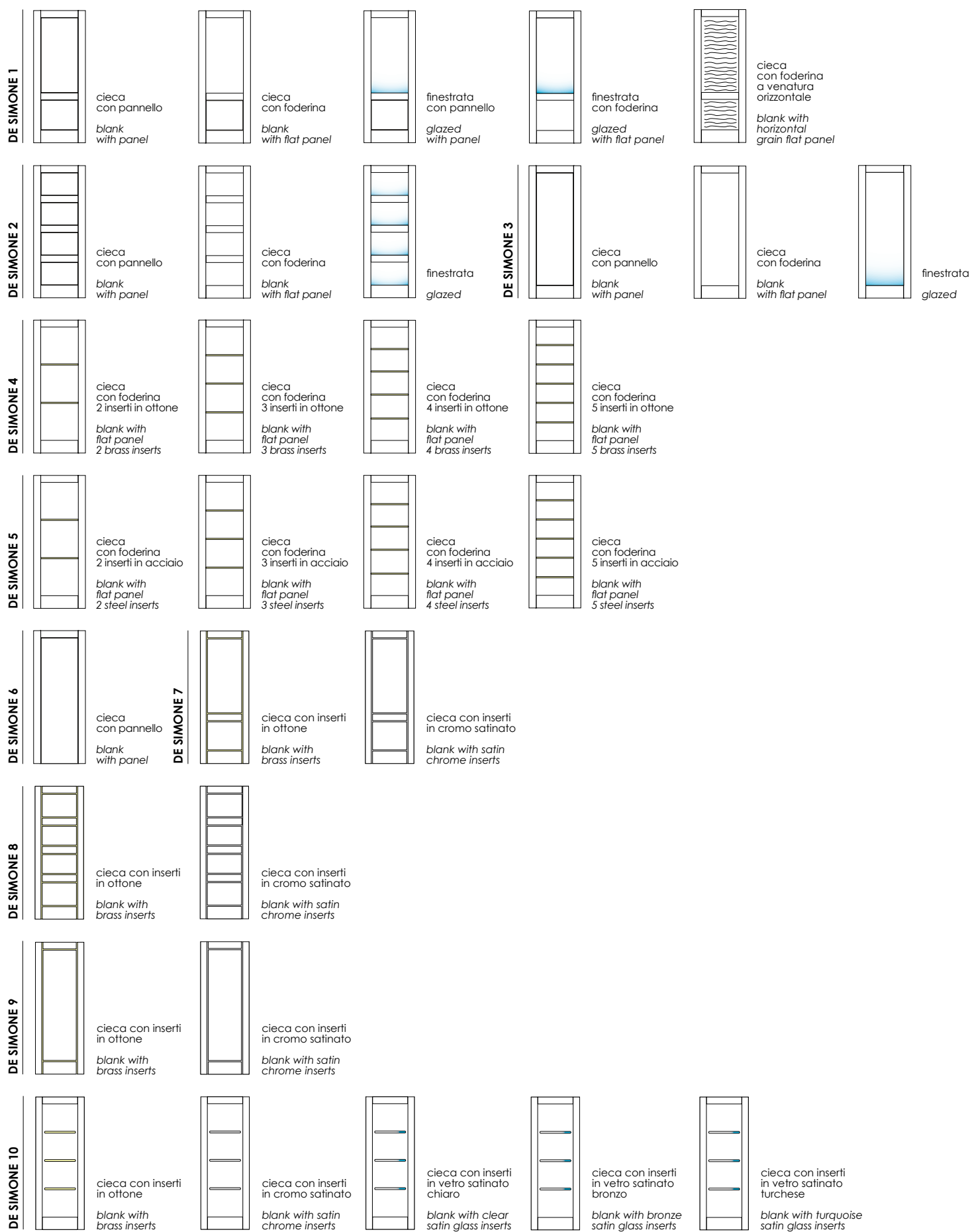
Coprifilo piatto

Version blank
with brass inserts

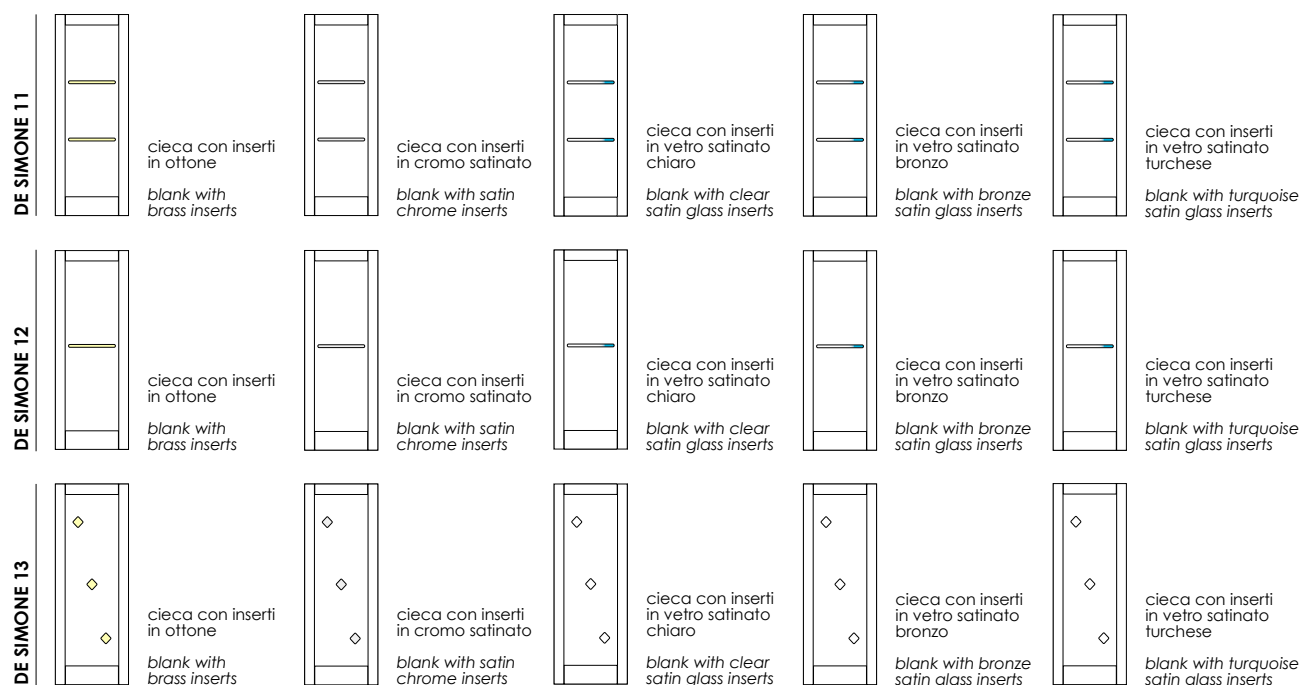
Colour cherry stained
alder

**Cover
mould** piatto

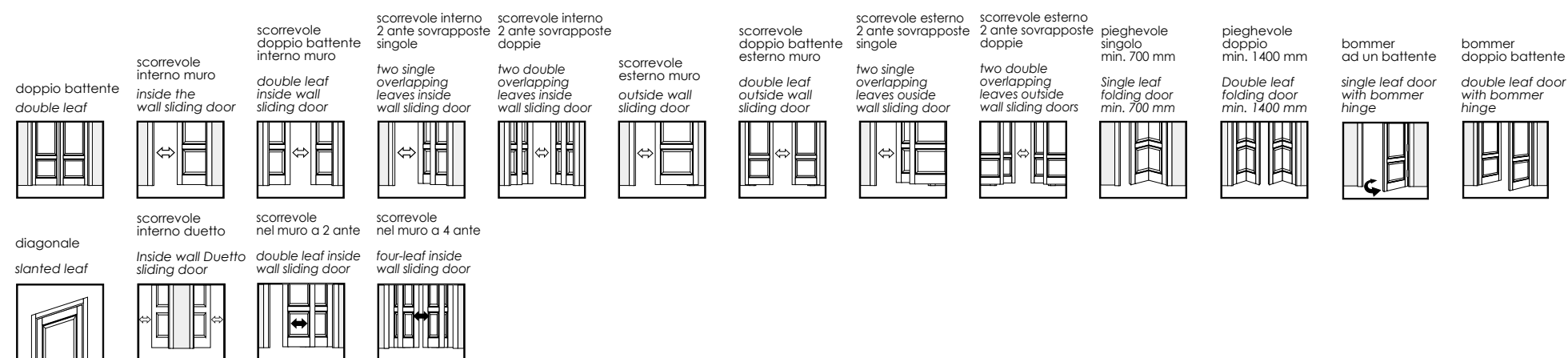
ALLESTIMENTI | TYPES



ALLESTIMENTI | TYPES



SOLUZIONI DI APERTURA | OPENING FEATURES



ESSENZE DISPONIBILI | AVAILABLE WOOD TYPES

Alder tinto noce
Alder tinto ciliegio
Alder tinto frassino
Nocinwood
Cilinwood
Frassinwood
Rovere tinto medio scuro
Rovere mielato
Rovere tinto wengè intenso
Rovere sbiancato chiaro
Ciliegio chiaro
Noce tinto
Castagno noce

Castagno miele
Laccato bianco neve
Laccato verde chiaro
Laccato celeste
Laccato avorio
Laccato RAL a scelta
Alder grezzo
Rovere grezzo
Castagno grezzo
Ciliegio grezzo
Noce grezzo
Wood grezzo

Walnut stained alder
Cherry stained alder
Ash stained alder
Nocinwood
Cilinwood
Frassinwood
Medium stained dark oak
Honey stained oak
Intense wengè stained oak
Light bleached oak
Light cherry
Stained walnut
Walnut stained chestnut

Honey stained chestnut
Lacquered snow white
Lacquered light green
Lacquered light blue
Lacquered ivory
Lacquered in a choice of RAL
Unfinished alder
Unfinished oak
Unfinished chestnut
Unfinished cherry
Unfinished walnut
Unfinished wood


Tutte le configurazioni e le soluzioni di apertura possono essere adattate su misura. Scopri le innumerevoli possibilità di personalizzazione presso i Dierre Partner. All opening configurations and solutions may be tailored. Discover the endless personalization possibilities at the Dierre Partners.

F A S H I O N

Essenzialità e ricercatezza. Fashion è la porta in legno massiccio a venatura orizzontale nella sua espressione stilistica più evoluta e sofisticata. Rigore geometrico, sottrazione formale, per lasciare esprimere in libertà la purezza e l'energia del legno massiccio.

F A S H I O N

Essentiality and elegance. Fashion is the horizontal grain solid wood door in its most evolved and sophisticated stylistic expression. Geometric rigour, formal abstraction, to let the purity and energy of solid wood being freely expressed.





FASHION 1

Versione cieca con inserti
in ottone lucido

Colore rovere
tinto wengè intenso

Coprifilo complanare

Version *blank with polished
brass inserts*

Colour *intense wengè
stained oak*

**Cover
mould** *complanare*





FASHION 2

Versione	cieca con inserti neri satinati
Colore	nocinwood
Coprifilo	complanare
Version	<i>blank with black satin inserts</i>
Colour	<i>nocinwood</i>
Cover mould	<i>complanare</i>



FASHION 3

Versione cieca con inserto
in acciaio

Colore rovere
grigio intenso

Coprifilo complanare

Version blank
with steel insert

Colour intense grey oak

**Cover
mould** complanare



FASHION 4

Versione cieca
con traverso



Colore ciliegio chiaro

Coprifilo complanare

Version blank with crosspiece

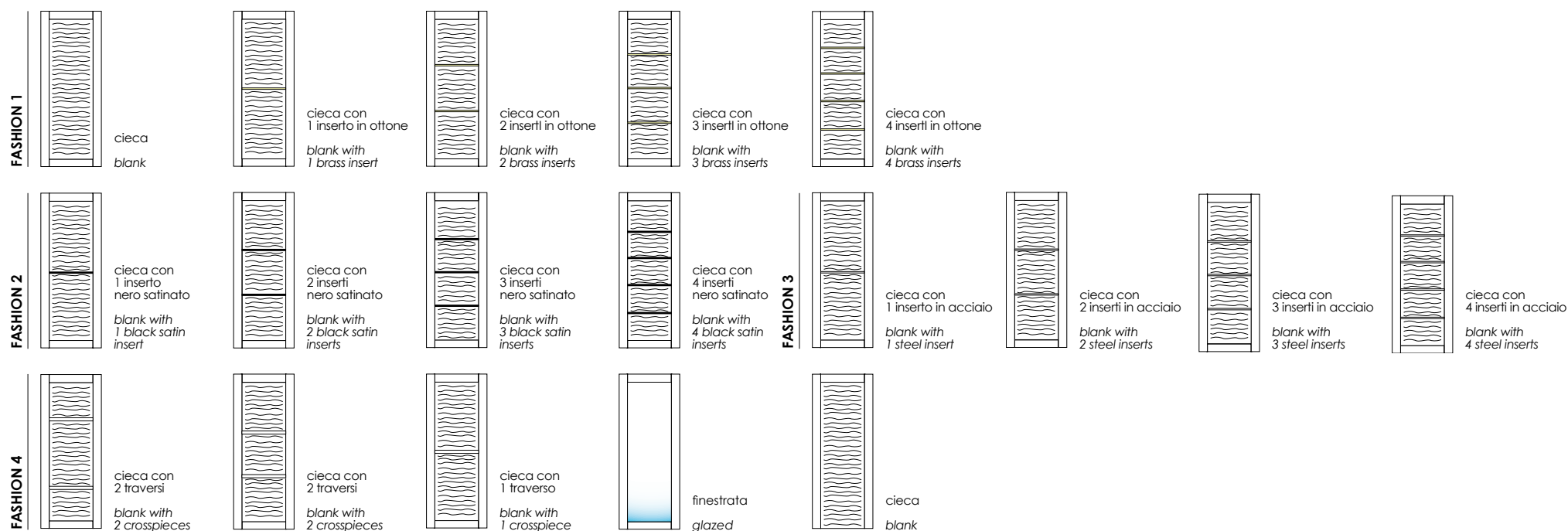
Colour light cherry

**Cover
mould** complanare

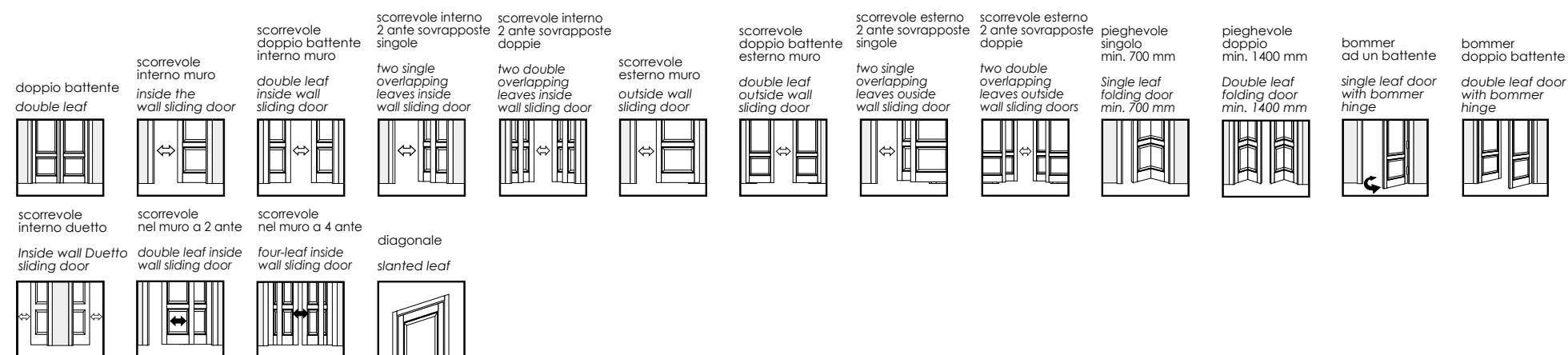


CONFIGURAZIONI FASHION FASHION CONFIGURATIONS

ALLESTIMENTI | TYPES



SOLUZIONI DI APERTURA | OPENING FEATURES



ESSENZE DISPONIBILI | AVAILABLE WOOD TYPES

Rovere sciancato chiaro
Rovere tinto wengè intenso
Rovere tinto medio scuro
Rovere grigio intenso
Ciliegio chiaro
Noce tinto
Alder tinto noce
Alder tinto ciliegio
Alder tinto frassino
Nocinwood
Cilinwood
Frassinwood
Alder grezzo
Rovere grezzo
Ciliegio grezzo
Noce grezzo
Wood grezzo

Light bleached oak
Intense wengè stained oak
Medium stained dark oak
Intense grey oak
Light cherry
Stained walnut
Walnut stained alder
Cherry stained alder
Ash stained alder
Nocinwood
Cilinwood
Frassinwood
Unfinished alder
Unfinished oak
Unfinished cherry
Unfinished walnut
Unfinished wood


Tutte le configurazioni e le soluzioni di apertura possono essere adattate su misura.
Scopri le innumerevoli possibilità di personalizzazione presso i Dierre Partner.
All opening configurations and solutions may be tailored.
Discover the endless personalization possibilities at the Dierre Partners.

G U A R I N I

Porte d'ispirazione tradizionale, che sanno colpire gli occhi e il cuore con le loro linee importanti. Piattabanda perimetrale spessa oltre quattro centimetri; fascia larga e con rilievo maggiorato: in Guarini forme e volumi si accordano per esaltare la forte e preziosa matericità del legno massiccio.

G U A R I N I

Traditional inspiration doors, that strike the eye and the heart with their important lines. Flange over the perimeter over four centimetres thick; wide band and with increased relief: shapes and volumes with Guarini merge to enhance the strong and precious richness of solid wood.





GUARINI 1

Versione cieca con bugna
a due ante

Colore rovere
sbiancato chiaro

Coprifilo barocco

Version blank with raised panel
double leaf

Colour light bleached oak

**Cover
mould** barocco



GUARINI 2

Versione cieca
con bugna

Colore ciliegio chiaro

Coprifilo barocco

Version blank with raised panel

Colour light cherry

Cover mould barocco



GUARINI 3

Versione cieca
con bugna

Colore rovere tinto
medio scuro

Coprifilo barocco

Version blank
with raised panel

Colour medium stained
dark oak

**Cover
mould** barocco



GUARINI 5

Versione cieca
con bugna

Colore nocinwood

Coprifilo barocco

Version blank
with raised panel

Colour nocinwood

**Cover
mould** barocco



GUARINI 6

Versione cieca
con bugna

Colore rovere mielato

Coprifilo barocco

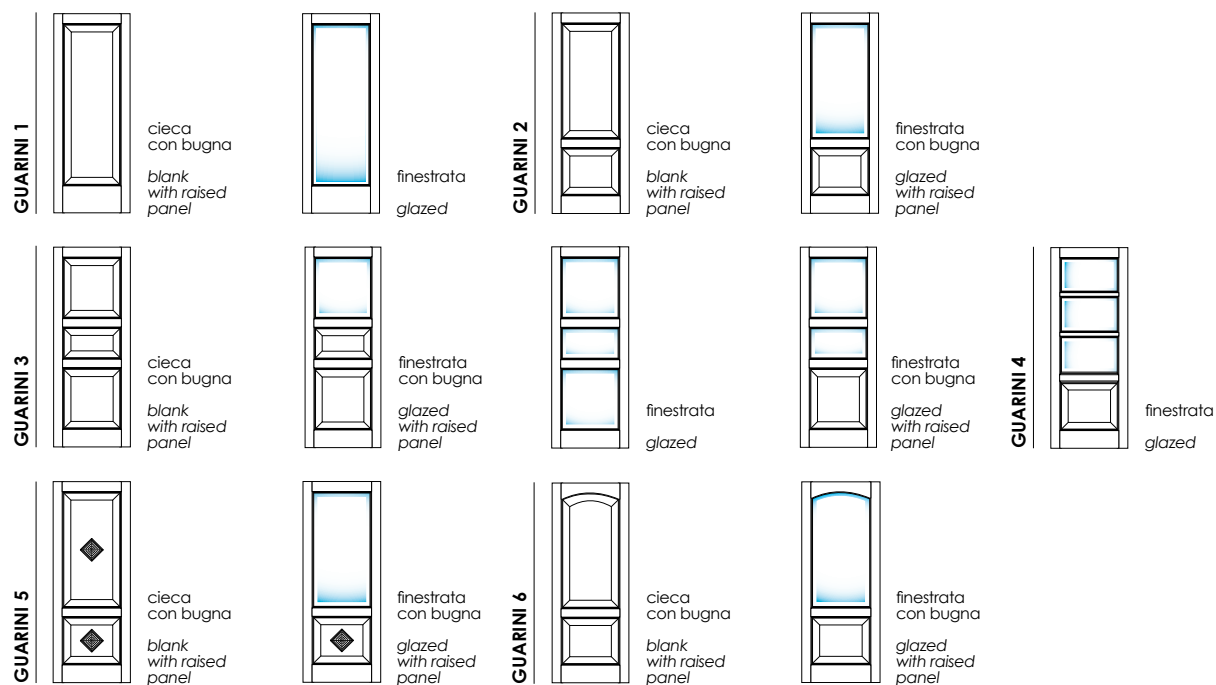
Version *blank with raised panel*

Colour *honey stained oak*

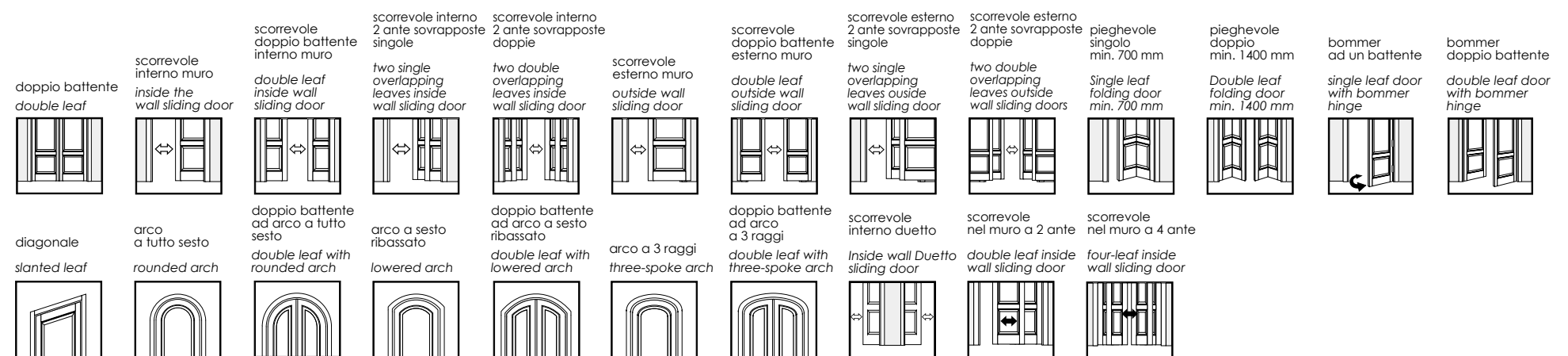
Cover mould *barocco*



ALLESTIMENTI | TYPES



SOLUZIONI DI APERTURA | OPENING FEATURES



ESSENZE DISPONIBILI | AVAILABLE WOOD TYPES

Alder tinto noce
Alder tinto ciliegio
Alder tinto frassino
Nocinwood
Cilinwood
Frassinwood
Pino tinto vivace
Pino mielato
Rovere tinto medio scuro
Rovere mielato
Rovere tinto wengè intenso
Rovere sbiancato chiaro

Ciliegio chiaro
Noce tinto
Castagno noce
Castagno miele
Alder grezzo
Pino di Svezia grezzo
Rovere grezzo
Castagno grezzo
Ciliegio grezzo
Noce grezzo
Wood grezzo

Walnut stained alder
Cherry stained alder
Ash stained alder
Nocinwood
Cilinwood
Frassinwood
Bright stained pinewood
Honey stained pinewood
Medium stained dark oak
Honey stained oak
Intense wengè stained oak
Light bleached oak

Light cherry
Stained walnut
Walnut stained chestnut
Honey stained chestnut
Unfinished alder
Unfinished swedish pine
Unfinished oak
Unfinished chestnut
Unfinished cherry
Unfinished walnut
Unfinished wood


Tutte le configurazioni e le soluzioni di apertura possono essere adattate su misura. Scopri le innumerevoli possibilità di personalizzazione presso i Dierre Partner. All opening configurations and solutions may be tailored. Discover the endless personalization possibilities at the Dierre Partners.

A L F I E R I

La moderna rivisitazione di uno stile classico tradizionale, per la famiglia Alfieri. Una collezione di porte capaci di inserirsi con naturalezza in spazi d'ispirazione differente, pur conservando la loro autentica e preziosa solidità.

A L F I E R I

The modern interpretation of a traditional classic style, for the Alfieri family. A collection of doors capable of naturally blending-in with different types of spaces, while preserving their authentic and precious solidity.





ALFIERI 1

Versione cieca
con bugna

Colore alder tinto noce

Coprifilo impero con rosoni

Version blank with raised panel

Colour walnut stained alder

Cover mould impero with rosettes



ALFIERI 2

Versione cieca
con bugna

Colore nocinwood

Coprifilo Provenza
con capitello

Version blank
with raised panel

Colour nocinwood

**Cover
mould** Provenza with capital



ALFIERI 3

Versione cieca con foderina
a venature
orizzontali

Colore castagno tinto noce

Coprifilo Provenza

Version *blank with flat panel
with horizontal grain*

Colour *walnut stained chestnut*

**Cover
mould** *Provenza*



ALFIERI 4

Versione cieca
con bugna

Colore castagno tinto miele

Coprifilo Provenza
con capitello

Version blank
with raised panel

Colour honey stained chestnut

**Cover
mould** Provenza with capital



ALFIERI 5

Versione cieca
con bugna

Colore laccata RAL 1001

Coprifilo Provenza
con capitello

Version blank
with raised panel

Colour lacquered
RAL 1001

**Cover
mould** Provenza with capital



ALFIERI 6

Versione *finestrata
con bugna*

Colore *nocinwood*

Coprifilo *impero
con rosoni*

Version *glazed
with raised panel*

Colour *nocinwood*

**Cover
mould** *impero with rosettes*

ALFIERI 9

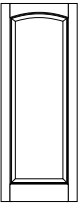



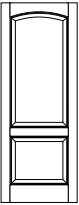
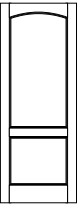

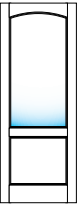

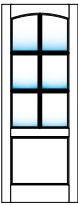
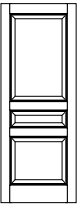



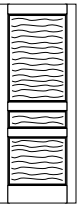
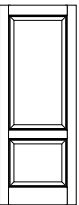
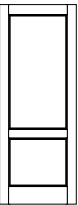



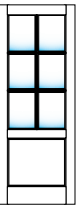





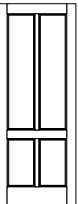

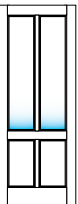



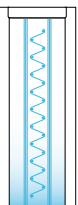

Versione	cieca con bugna pantografata
Colore	cilinwood
Coprifilo	Provenza con capitello
Version	<i>blank with pantographed raised panel</i>
Colour	<i>cilinwood</i>
Cover mould	<i>Provenza with capital</i>



ALFIERI 10

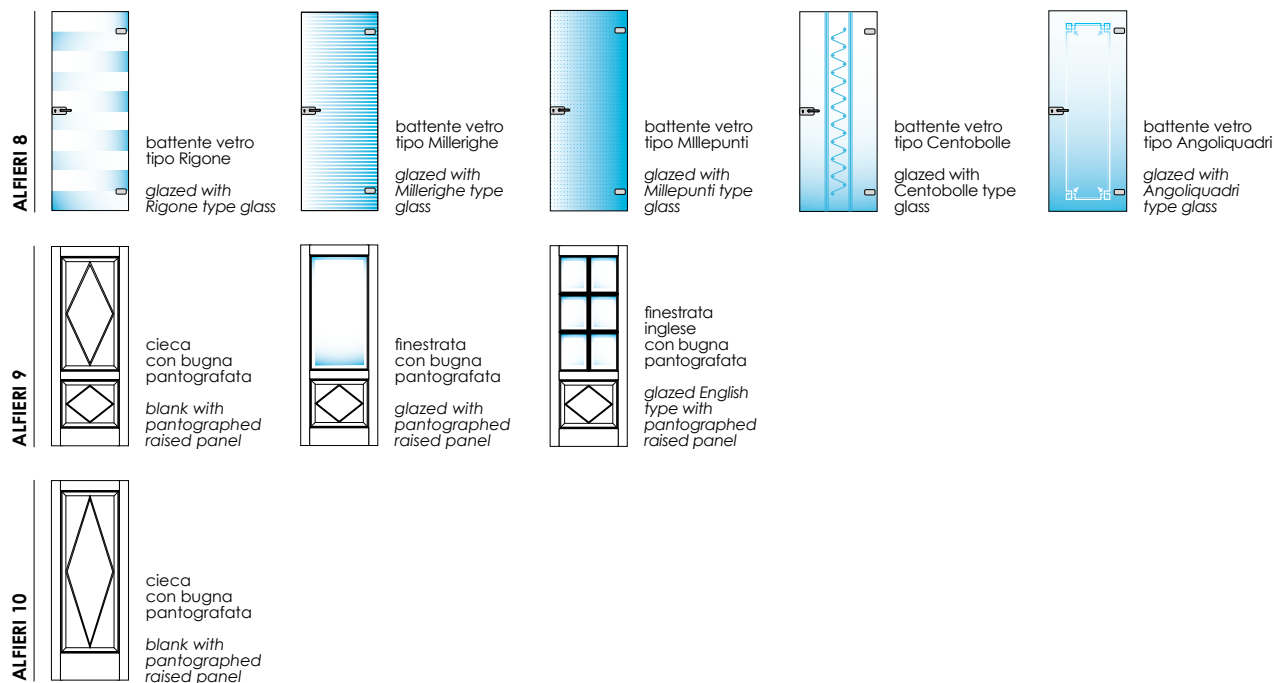
Versione	cieca con bugna pantografata
Colore	cilinwood
Coprifilo	impero con rosoni
Version	<i>blank with pantographed raised panel</i>
Colour	<i>cilinwood</i>
Cover mould	<i>impero with rosettes</i>

ALLESTIMENTI | TYPES

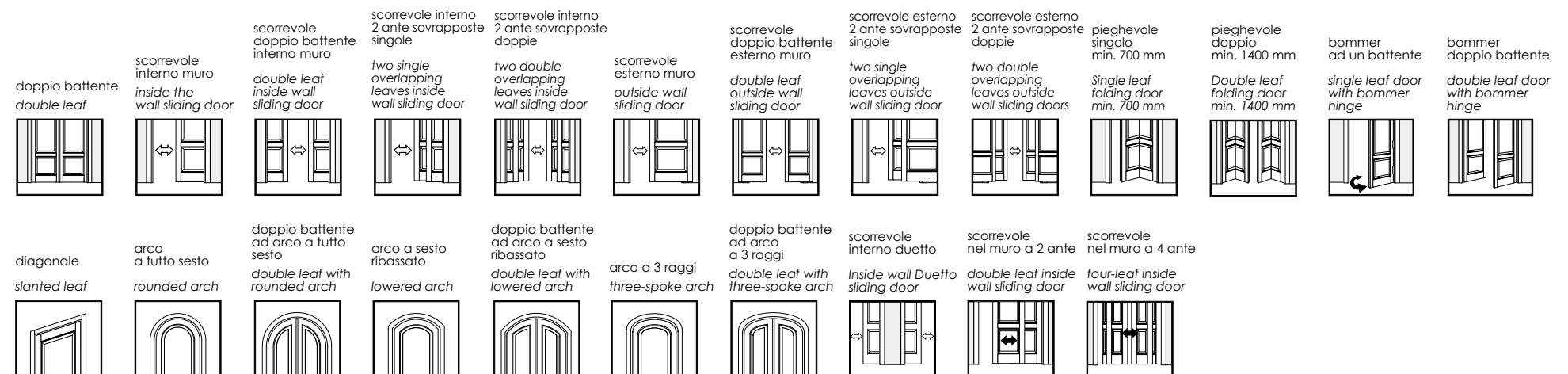
ALFIERI 1		cieca con bugna <i>blank with raised panel</i>		cieca con foderina <i>blank with flat panel</i>		finestrata <i>glazed</i>		finestrata inglese <i>glazed English type</i>				
	ALFIERI 2		cieca con bugna <i>blank with raised panel</i>		cieca con foderina <i>blank with flat panel</i>		finestrata con bugna <i>glazed with raised panel</i>		finestrata con foderina <i>glazed with flat panel</i>		finestrata inglese con bugna <i>glazed English type with raised panel</i>	
ALFIERI 3			cieca con bugna <i>blank with raised panel</i>		cieca con foderina <i>blank with flat panel</i>		finestrata con bugna <i>glazed with raised panel</i>		finestrata con foderina <i>glazed with flat panel</i>		cieca con foderina a venatura orizzontale <i>blank with horizontal grain flat panel</i>	
	ALFIERI 4		cieca con bugna <i>blank with raised panel</i>		cieca con foderina <i>blank with flat panel</i>		finestrata con bugna <i>glazed with raised panel</i>		finestrata con foderina <i>glazed with flat panel</i>		finestrata inglese con bugna <i>glazed English type with raised panel</i>	
ALFIERI 5			cieca con bugna <i>blank with raised panel</i>		cieca con foderina <i>blank with flat panel</i>		finestrata <i>glazed</i>		finestrata inglese <i>glazed English type</i>			
	ALFIERI 6		cieca con bugna <i>blank with raised panel</i>		cieca con foderina <i>blank with flat panel</i>		finestrata con bugna <i>glazed with raised panel</i>		finestrata con foderina <i>glazed with flat panel</i>			
ALFIERI 7			battente con perimetro e vetro tipo Rigone <i>glazed with edging and Rigone type glass</i>		battente con perimetro e vetro tipo Millerighe <i>glazed with edging and Millerighe type glass</i>		battente con perimetro e vetro tipo Millepunti <i>glazed with edging and Millepunti type glass</i>		battente con perimetro e vetro tipo Centobolle <i>glazed with edging and Centobolle type glass</i>		battente con perimetro e vetro tipo Angoliquadri <i>glazed with edging and Angoliquadri type glass</i>	

CONFIGURAZIONI ALFIERI ALFIERI CONFIGURATIONS

ALLESTIMENTI | TYPES



SOLUZIONI DI APERTURA | OPENING FEATURES



ESSENZE DISPONIBILI | AVAILABLE WOOD TYPES

Alder tinto noce
Alder tinto noce
Alder tinto ciliegio
Alder tinto frassino
Nocinwood
Cilinwood
Frassinwood
Pino tinto vivace
Pino mielato
Rovere tinto medio scuro
Rovere mielato
Rovere tinto wengè intenso
Rovere sbiancato chiaro
Ciliegio chiaro
Noce tinto

Castagno noce
Castagno miele
Laccato bianco neve
Laccato verde chiaro
Laccato celeste
Laccato avorio
Laccato RAL a scelta
Alder grezzo
Pino di Svezia grezzo
Rovere grezzo
Castagno grezzo
Ciliegio grezzo
Noce grezzo
Wood grezzo

Walnut stained alder
Walnut stained alder
Cherry stained alder
Ash stained alder
Nocinwood
Cilinwood
Frassinwood
Bright stained pinewood
Honey stained pinewood
Medium stained dark oak
Honey stained oak
Intense wengè stained oak
Light bleached oak
Light cherry
Stained walnut

Walnut stained chestnut
Honey stained chestnut
Lacquered snow white
Lacquered light green
Lacquered light blue
Lacquered ivory
Lacquered in a choice of RAL
Unfinished alder
Unfinished swedish pine
Unfinished oak
Unfinished chestnut
Unfinished cherry
Unfinished walnut
Unfinished wood

Tutte le configurazioni e le soluzioni di apertura possono essere adattate su misura. Scopri le innumerevoli possibilità di personalizzazione presso i Dierre Partner. All opening configurations and solutions may be tailored. Discover the endless personalization possibilities at the Dierre Partners.

R I C C I

Collezione di gusto contemporaneo ed eclettico, aperta a contributi stilistici diversi: dal coprifilo con capitello, di suggestione più classica, ai ricorrenti inserimenti in inox, decisamente moderni. Con Ricci la porta diventa un elemento d'arredo esclusivo, capace di esaltare con originalità ed eleganza ambienti e atmosfere differenti.

R I C C I

A collection having a contemporary and eclectic taste, open to different stylistic contributions: from the cover mould with capital, of a for more classic appeal, to the decisively modern stainless steel applications. With Ricci the door becomes an exclusive furnishing item, able to enhance settings and different atmospheres with originality and elegance.





RICCI 2

Versione cieca
con pannello

Colore noce tinto

Coprifilo stonato
con capitello

Version blank
with panel

Colour stained walnut

**Cover
mould** stonato with capital



RICCI 1

Versione cieca con pannello

Colore alder
tinto ciliegio

Coprifilo stonato con capitello

Version blank with panel

Colour cherry stained alder

Cover mould stonato with capital



RICCI 3

Versione	cieca con pannello	Version	<i>blank with panel</i>
Colore	alder tinto noce	Colour	<i>walnut stained alder</i>
Coprifilo	raggiato con capitello	Cover mould	<i>raggiato with capital</i>





RICCI 3

Versione scorrevole
finestrata
interno muro
a due ante

Colore ciliegio chiaro

Coprifilo stondato

Version *double leaf
glazed inside
wall sliding*

Colour *light cherry*

**Cover
mould** *stondato*



RICCI 4

Versione cieca con foderina con inserti in ottone lucido

Colore rovere tinto wengè intenso

Coprifilo raggiato

Version blank with flat panel with polished brass inserts

Colour intense wengè stained oak

Cover mould raggiato



RICCI 5

Versione cieca con foderina
con inserti in acciaio
satinato

Colore laccata verde chiaro

Coprifilo stonato

Version blank with flat panel
with satin steel inserts

Colour lacquered
light green

**Cover
mould** stonato



RICCI 6

Versione cieca
con pannello

Colore alder
tinto ciliegio

Coprifilo raggiato

Version blank
with panel

Colour cherry stained alder

**Cover
mould** raggiato



RICCI 7

Versione cieca
con pannello
pantografato

Colore alder tinto ciliegio

Coprifilo raggiato

Version blank with
pantographed panel

Colour cherry stained alder

**Cover
mould** raggiato



RICCI 8

Versione cieca
con pannello
pantografato

Colore noce tinto

Coprifilo raggiato

Version blank with
pantographed panel

Colour stained walnut

**Cover
mould** raggiato



RICCI 9

Versione cieca con inserti
in cromo satinato

Colore rovere tinto
wengè intenso

Coprifilo raggiato

Version blank with satin
chrome inserts

Colour intense wengè
stained oak

**Cover
mould** raggiato



RICCI 10

Versione cieca
con inserti
in cromo satinato

Colore frassinwood

Coprifilo raggiato

Version blank with satin
chrome inserts

Colour frassinwood

**Cover
mould** raggiato



RICCI 11

Versione cieca
con inserti
in cromo satinato

Colore alder tinto noce

Coprifilo raggiato

Version blank with satin
chrome inserts

Colour walnut stained alder

**Cover
mould** raggiato



RICCI 12

Versione cieca con inserti
in cromo satinato

Colore rovere tinto
wengè intenso

Coprifilo raggiato

Version blank with satin
chrome inserts

Colour intense wengè
stained oak

**Cover
mould** raggiato



RICCI 13

Versione cieca con inserti
in cromo satinato

Colore laccata
bianco neve

Coprifilo raggiato

Version *blank*
with satin chrome inserts

Colour *lacquered*
snow white

**Cover
mould** *raggiato*



RICCI 14

Versione cieca con inserti
in cromo satinato

Colore laccata
RAL 7015

Coprifilo raggiato

Version blank with satin
chrome inserts

Colour lacquered
RAL 7015

**Cover
mould** raggiato



RICCI 15

Versione cieca con vetro satinato chiaro

Colore alder tinto ciliegio

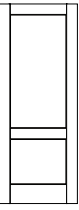
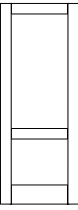

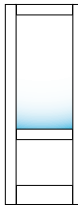


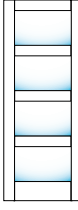
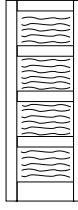






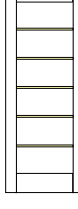
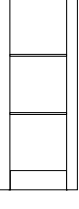






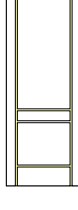
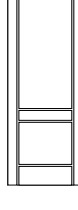



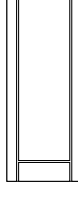
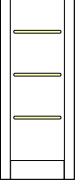
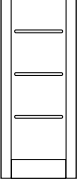
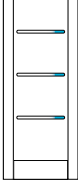
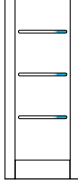
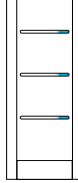
Coprifilo raggiato

Version blank with clear satin glass

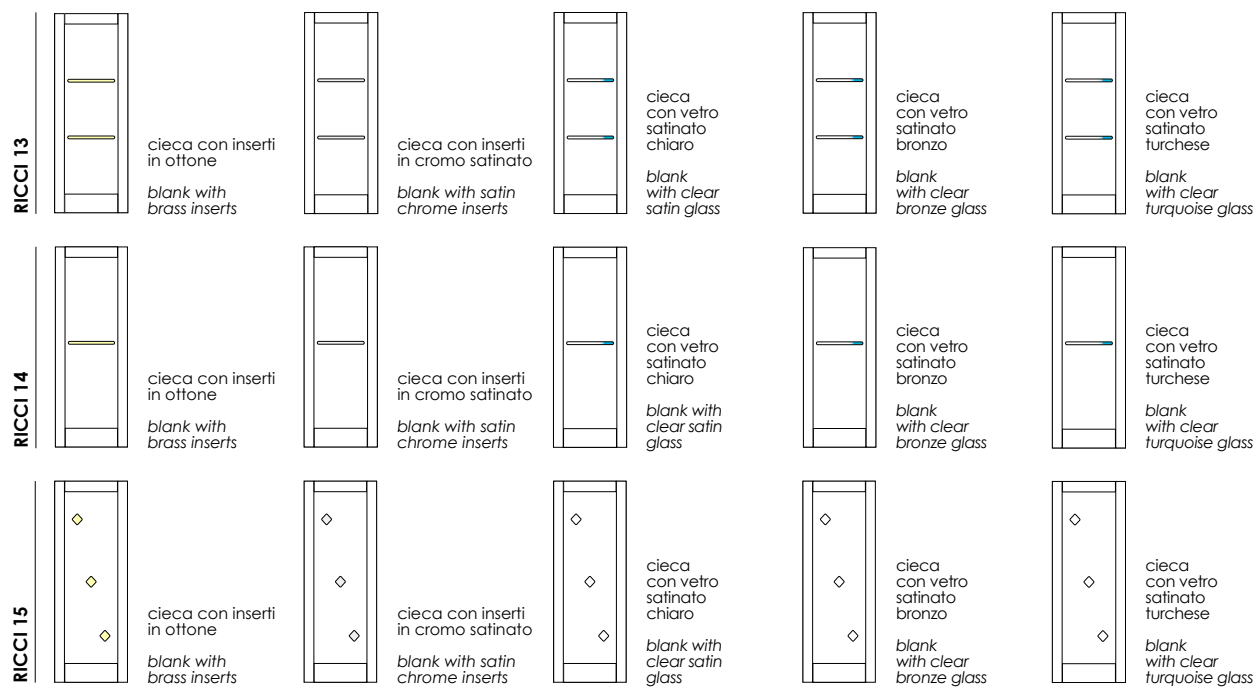
Colour cherry stained alder

Cover mould raggiato

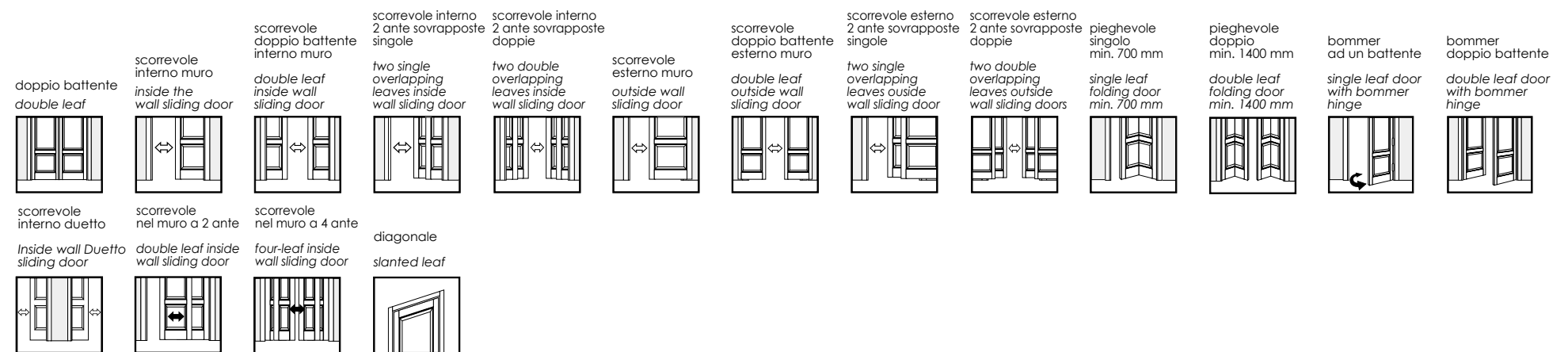
ALLESTIMENTI | TYPES

RICCI 1	 cieca con pannello <i>blank with panel</i>	 cieca con foderina <i>blank with flat panel</i>	 finestrata con pannello <i>glazed with panel</i>	 finestrata con foderina <i>glazed with flat panel</i>				
RICCI 2	 cieca con pannello <i>blank with panel</i>	 cieca con foderina <i>blank with flat panel</i>	 finestrata <i>glazed</i>	 cieca con foderina a venatura orizzontale <i>blank with horizontal grain flat panel</i>				
RICCI 3	 cieca con pannello <i>blank with panel</i>	 cieca con foderina <i>blank with flat panel</i>	 finestrata <i>glazed</i>					
RICCI 4	 cieca con foderina 2 inserti in ottone <i>blank with flat panel 2 brass inserts</i>	 cieca con foderina 3 inserti in ottone <i>blank with flat panel 3 brass inserts</i>	 cieca con foderina 4 inserti in ottone <i>blank with flat panel 4 brass inserts</i>	 cieca con foderina 5 inserti in ottone <i>blank with flat panel 5 brass inserts</i>				
RICCI 5	 cieca con foderina 2 inserti in acciaio <i>blank with flat panel 2 steel inserts</i>	 cieca con foderina 3 inserti in acciaio <i>blank with flat panel 3 steel inserts</i>	 cieca con foderina 4 inserti in acciaio <i>blank with flat panel 4 steel inserts</i>	 cieca con foderina 5 inserti in acciaio <i>blank with flat panel 5 steel inserts</i>				
RICCI 6	 cieca con pannello <i>blank with panel</i>	RICCI 7	 cieca con pannello pantografato <i>blank with pantographed panel</i>	RICCI 8	 cieca con pannello pantografato <i>blank with pantographed panel</i>	RICCI 9	 cieca con inserti in ottone <i>blank with brass inserts</i>	 cieca con inserti in cromo satinato <i>blank with satin chrome inserts</i>
RICCI 10	 cieca con inserti in ottone <i>blank with brass inserts</i>	 cieca con inserti in cromo satinato <i>blank with satin chrome inserts</i>	RICCI 11	 cieca con inserti in ottone <i>blank with brass inserts</i>	 cieca con inserti in cromo satinato <i>blank with satin chrome inserts</i>			
RICCI 12	 cieca con inserti in ottone <i>blank with brass inserts</i>	 cieca con inserti in cromo satinato <i>blank with satin chrome inserts</i>	 cieca con vetro satinato chiaro <i>blank with clear satin glass</i>	 cieca con vetro satinato bronzo <i>blank with clear bronze glass</i>	 cieca con vetro satinato turchese <i>blank with clear turquoise glass</i>			

ALLESTIMENTI | TYPES



SOLUZIONI DI APERTURA | OPENING FEATURES



ESSENZE DISPONIBILI | AVAILABLE WOOD TYPES

Alder tinto noce
Alder tinto ciliegio
Alder tinto frassino
Nocinwood
Cilinwood
Frassinwood
Pino tinto vivace
Pino mielato
Rovere tinto medio scuro
Rovere mielato
Rovere tinto wengè intenso
Rovere sbiancato chiaro
Ciliegio chiaro
Noce tinto

Castagno noce
Castagno miele
Laccato bianco neve
Laccato verde chiaro
Laccato celeste
Laccato avorio
Laccato RAL a scelta
Alder grezzo
Pino di Svezia grezzo
Rovere grezzo
Castagno grezzo
Ciliegio grezzo
Noce grezzo
Wood grezzo

Walnut stained alder
Cherry stained alder
Ash stained alder
Nocinwood
Cilinwood
Frassinwood
Bright stained pinewood
Honey stained pinewood
Medium stained dark oak
Honey stained oak
Intense wengè stained oak
Light bleached oak
Light cherry
Stained walnut

Walnut stained chestnut
Honey stained chestnut
Lacquered snow white
Lacquered light green
Lacquered light blue
Lacquered ivory
Lacquered in a choice of RAL
Unfinished alder
Unfinished swedish pine
Unfinished oak
Unfinished chestnut
Unfinished cherry
Unfinished walnut
Unfinished wood


Tutte le configurazioni e le soluzioni di apertura possono essere adattate su misura. Scopri le innumerevoli possibilità di personalizzazione presso i Dierre Partner. All opening configurations and solutions may be tailored. Discover the endless personalization possibilities at the Dierre Partners.

PALADINO

Una linea attuale e disinvolta, per una dimensione domestica naturale. Il profilo tondeggiante, che ricorre su tutti gli elementi della porta Paladino, accentua il valore tattile sensoriale del legno massiccio e il senso di protezione che ne deriva.

PALADINO

A current and casual line, for a natural household environment. The roundish profile, which is typical of all the elements of the Paladino door, enhances the tactile-sensory value of solid wood and the sense of protection resulting from it.





PALADINO 1

Versione cieca con foderina

Colore alder tinto ciliegio

Coprifilo stonato
con capitello

Version blank with flat panel

Colour cherry stained alder

**Cover
mould** stonato with capital



PALADINO 2

Versione cieca
con bugna

Colore nocinwood

Coprifilo stonato
con capitello

Version blank
with raised panel

Colour nocinwood

**Cover
mould** stonato with capital



PALADINO 3

Versione cieca
con bugna

Colore noce tinto

Coprifilo stondato

Version blank with raised panel

Colour stained walnut

**Cover
mould** stondato



PALADINO 4

Versione cieca con foderina

Colore laccata
bianco neve

Coprifilo raggiato
con capitello

Version blank with flat panel

Colour lacquered
snow white

**Cover
mould** raggiato with capital



PALADINO 5

Versione *finestrata*

Colore *alder
tinto ciliegio*

Coprifilo *stondato*

Version *glazed*

Colour *cherry
stained alder*

**Cover
mould** *stondato*



PALADINO 6

Versione *cieca
con bugna*

Colore *alder
tinto frassino*

Coprifilo *stondato*

Version *blank
with raised panel*

Colour *ash stained alder*

**Cover
mould** *stondato*

PALADINO 7

Versione	cieca con bugna
Colore	rovere tinto wengè intenso
Coprifilo	raggiato
Version	<i>blank with raised panel</i>
Colour	<i>intense wengè stained oak</i>
Cover mould	<i>raggiato</i>



PALADINO 8

Versione	cieca con bugna
Colore	rovere mielato
Coprifilo	raggiato
Version	<i>blank with raised panel</i>
Colour	<i>honey stained oak</i>
Cover mould	<i>raggiato</i>





PALADINO 9

Versione	battente vetro tipo Rigone
Colore	laccata RAL 9005
Coprifilo Version	stondato <i>glazed with Rigone type glass</i>
Colour	<i>lacquered RAL 9005</i>
Cover mould	<i>stondato</i>



PALADINO 10

Versione cieca con foderina

Colore rovere tinto medio scuro

Coprifilo raggiato

Version blank with flat panel

Colour medium dark stained oak

Cover mould raggiato

PALADINO 11

Versione	cieca con foderina
Colore	nocinwood
Coprifilo	raggiato
Version	<i>blank with flat panel</i>
Colour	nocinwood
Cover mould	raggiato



PALADINO 12

Versione	battente con perimetro e vetro tipo Millepunti
Colore	alder tinto noce
Coprifilo	stondato
Version	<i>glazed with perimeter and Millepunti type glass</i>
Colour	walnut stained alder
Cover mould	stondato



PALADINO 13

Versione *finestrata inglese*

Colore *rovere tinto
medio scuro*

Coprifilo *stondato*

Version *glazed English type*

Colour *medium dark
stained oak*

**Cover
mould** *stondato*



PALADINO 14

Versione finestrata
inglese
con bugna

Colore rovere mielato

Coprifilo raggiato

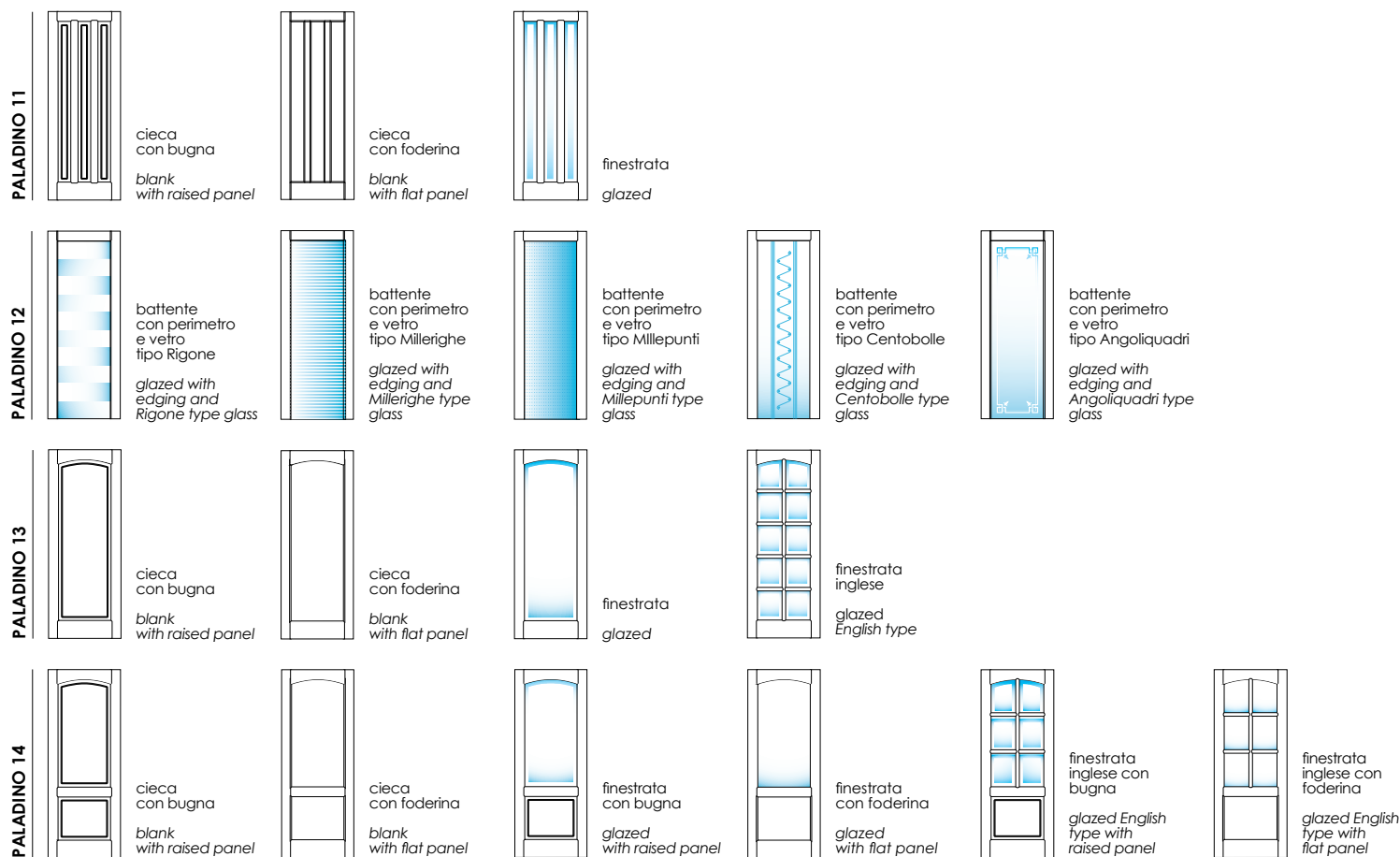
Version *glazed with raised panel
English style*

Colour *honey stained oak*

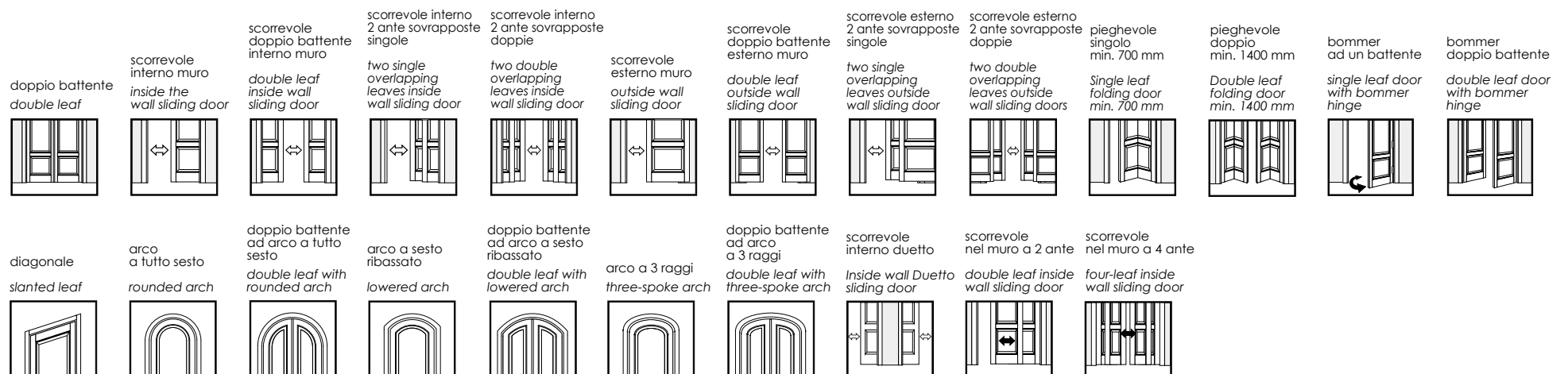
**Cover
mould** *raggiato*

CONFIGURAZIONI PALADINO PALADINO CONFIGURATIONS

ALLESTIMENTI | TYPES



SOLUZIONI DI APERTURA | OPENING FEATURES



ESSENZE DISPONIBILI | AVAILABLE WOOD TYPES

Alder tinto noce
Alder tinto ciliegio
Alder tinto frassino
Nocinwood
Cilिनwood
Frassinwood
Rovere tinto medio scuro
Rovere mielato
Rovere tinto wengè intenso
Rovere sbiancato chiaro
Ciliegio chiaro
Noce tinto
Castagno noce

Castagno miele
Laccato bianco neve
Laccato verde chiaro
Laccato celeste
Laccato avorio
Laccato RAL a scelta
Alder grezzo
Rovere grezzo
Castagno grezzo
Ciliegio grezzo
Noce grezzo
Wood grezzo

Walnut stained alder
Cherry stained alder
Ash stained alder
Nocinwood
Cilिनwood
Frassinwood
Medium stained dark oak
Honey stained oak
Intense wengè stained oak
Light bleached oak
Light cherry
Stained walnut
Walnut stained chestnut

Honey stained chestnut
Lacquered snow white
Lacquered light green
Lacquered light blue
Lacquered ivory
Lacquered in a choice of RAL
Unfinished alder
Unfinished oak
Unfinished chestnut
Unfinished cherry
Unfinished walnut
Unfinished wood


Tutte le configurazioni e le soluzioni di apertura possono essere adattate su misura. Scopri le innumerevoli possibilità di personalizzazione presso i Dierre Partner. All opening configurations and solutions may be tailored. Discover the endless personalization possibilities at the Dierre Partners.

B A L D I

Cieca o finestrata, con bugna o foderina. Baldi interpreta l'estrema versatilità di una porta in legno massiccio di gusto tradizionale. Forme e sostanza si armonizzano; in Baldi, il legno massiccio esprime con naturalezza il suo valore puro e senza tempo.

B A L D I

Blank or glazed, with flat or raised panel. Baldi interprets the utmost versatility of a solid wood traditional door. In Baldi, the solid wood naturally expresses its pure and timeless value.





BALDI 4

Versione finestrata
con sopra luce
e fiancoluce

Colore nocinwood

Coprifilo barocco

Version glazed with fan light
and sidelight

Colour nocinwood

**Cover
mould** barocco



BALDI 2

Versione cieca
con bugna

Colore cilinwood

Coprifilo moderno

Version blank with raised panel

Colour cilinwood

Cover mould moderno



BALDI 3

Versione *finestrata inglese
con bugna*

Colore *rovere tinto
medio scuro*

Coprifilo *barocco*

Version *glazed English
style with raised panel*

Colour *medium stained
dark oak*

**Cover
mould** *barocco*



BALDI 5

Versione *finestrata
inglese*

Colore *noce tinto*

Coprifilo *barocco*

Version *glazed English style*

Colour *stained walnut*

**Cover
mould** *barocco*



BALDI 6

Versione cieca
con bugna

Colore rovere mielato

Coprifilo moderno

Version *blank with raised panel*

Colour *honey stained oak*

**Cover
mould** *moderno*



BALDI 7

Versione cieca
con bugna

Colore ciliegio chiaro

Coprifilo moderno

Version blank with raised panel

Colour light cherry

**Cover
mould** moderno



BALDI 8

Versione cieca con foderina
a venature orizzontali

Colore ciliegio
chiaro

Coprifilo barocco

Version blank with flat panel
with horizontal grain

Colour light cherry

**Cover
mould** barocco



BALDI 11

Versione cieca
con bugna

Colore alder tinto ciliegio

Coprifilo barocco
con capitello

Version blank
with raised panel

Colour cherry stained alder

**Cover
mould** barocco with capital


BALDI 10

- Versione** finestrata inglese
Colore rovere tinto medio scuro
Coprifilo barocco
Version glazed English style
Colour medium stained dark oak
Cover mould barocco



BALDI 9

- Versione** cieca con bugna
Colore ciliegio chiaro
Coprifilo moderno
Version blank with raised panel
Colour light cherry
Cover mould moderno



BALDI 12

Versione finestrata
con bugna

Colore alder
tinto frassino

Coprifilo moderno

Version glazed
with raised panel

Colour ash stained alder

**Cover
mould** moderno

BALDI 13

Versione	finestrata con bugna
Colore	alder tinto ciliegio
Coprifilo	barocco con capitello
Version	<i>glazed with raised panel</i>
Colour	<i>cherry stained alder</i>
Cover mould	<i>barocco with capital</i>



BALDI 14

Versione	battente con perimetro e vetro Angoliquadri
Colore	alder tinto ciliegio
Coprifilo	moderno
Version	<i>glazed with perimeter and Angoliquadri glass</i>
Colour	<i>cherry stained alder</i>
Cover mould	<i>moderno</i>



BALDI 15

Versione battente vetro
tipo Rigone

Colore alder
tinto noce

Coprifilo moderno

Version glazed
with Rigone type glass

Colour walnut stained alder

**Cover
mould** moderno



BALDI 16

Versione cieca
con foderina

Colore castagno
tinto noce

Coprifilo barocco

Version blank
with flat panel

Colour walnut stained chestnut

**Cover
mould** barocco

BALDI 18

Versione cieca
con foderina

Colore frassinwood

Coprifilo barocco

Version blank
with flat panel

Colour frassinwood

**Cover
mould** barocco



BALDI 19

Versione cieca
con bugna

Colore rovere mielato

Coprifilo moderno

Version blank
with raised panel

Colour honey
stained oak

**Cover
mould** moderno



BALDI 20

Versione cieca con bugna


Colore rovere tinto
medio scuro

Coprifilo barocco

Version blank with raised panel

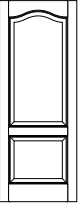
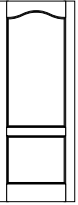




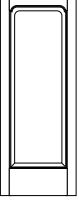



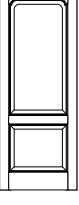
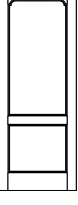

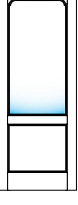

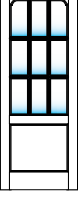
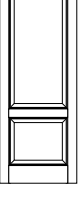
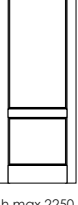

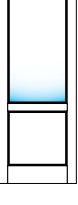






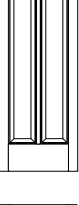



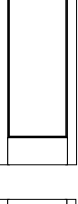


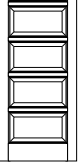

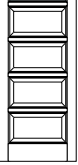


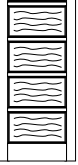
Colour medium stained
dark oak

**Cover
mould** barocco



CONFIGURAZIONI BALDI BALDI CONFIGURATIONS

ALLESTIMENTI | TYPES

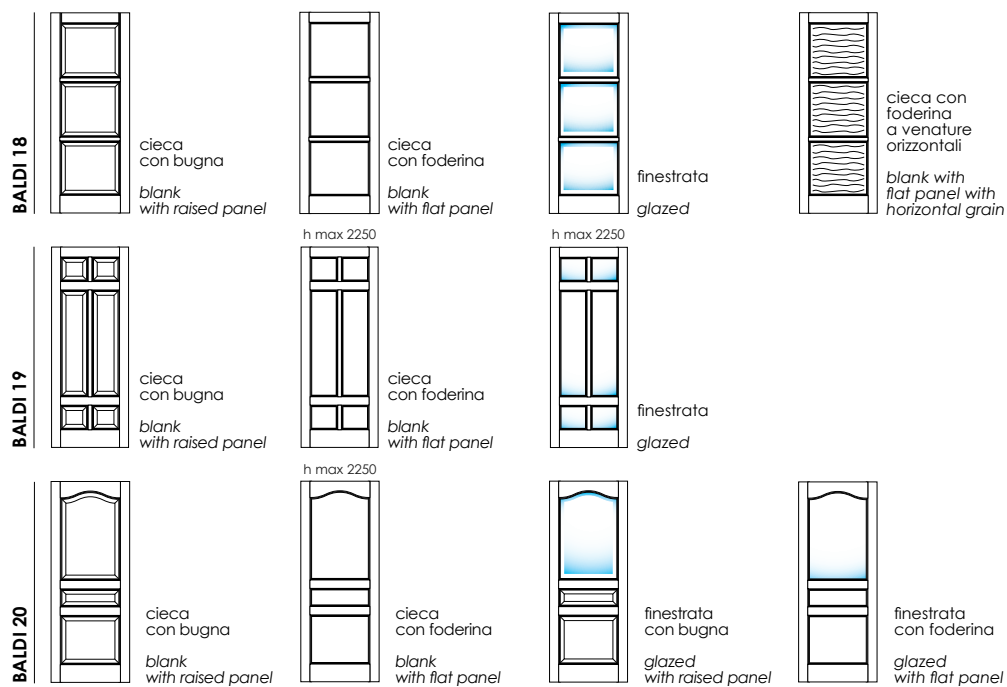
BALDI 1		cieca con bugna <i>blank with raised panel</i>		cieca con foderina <i>blank with flat panel</i>		finestrata con bugna <i>glazed with raised panel</i>		finestrata con foderina <i>glazed with flat panel</i>		finestrata inglese con bugna <i>glazed English type with raised panel</i>		finestrata inglese con foderina <i>glazed English type with flat panel</i>
	BALDI 2		cieca con bugna <i>blank with raised panel</i>		cieca con foderina <i>blank with flat panel</i>		finestrata <i>glazed</i>		finestrata inglese <i>glazed English type</i>			
BALDI 3			cieca con bugna <i>blank with raised panel</i>		cieca con foderina <i>blank with flat panel</i>		finestrata con bugna <i>glazed with raised panel</i>		finestrata con foderina <i>glazed with flat panel</i>		finestrata inglese con bugna <i>glazed English type with raised panel</i>	
	BALDI 4		cieca con bugna <i>blank with raised panel</i>		cieca con foderina <i>blank with flat panel</i>		finestrata con bugna <i>glazed with raised panel</i>		finestrata con foderina <i>glazed with flat panel</i>		finestrata inglese con bugna <i>glazed English type with raised panel</i>	
BALDI 5			cieca con bugna <i>blank with raised panel</i>		cieca con foderina <i>blank with flat panel</i>		finestrata <i>glazed</i>		finestrata inglese <i>glazed English type</i>			
	BALDI 6		cieca con bugna <i>blank with raised panel</i>		cieca con foderina <i>blank with flat panel</i>		finestrata <i>glazed</i>					
BALDI 7			cieca con bugna <i>blank with raised panel</i>		cieca con foderina <i>blank with flat panel</i>		finestrata <i>glazed</i>		finestrata inglese <i>glazed English type</i>			
	BALDI 8		cieca con bugna <i>blank with raised panel</i>		cieca con foderina <i>blank with flat panel</i>		finestrata con bugna <i>glazed with raised panel</i>		finestrata con foderina <i>glazed with flat panel</i>		finestrata <i>glazed</i>	

h max 2250

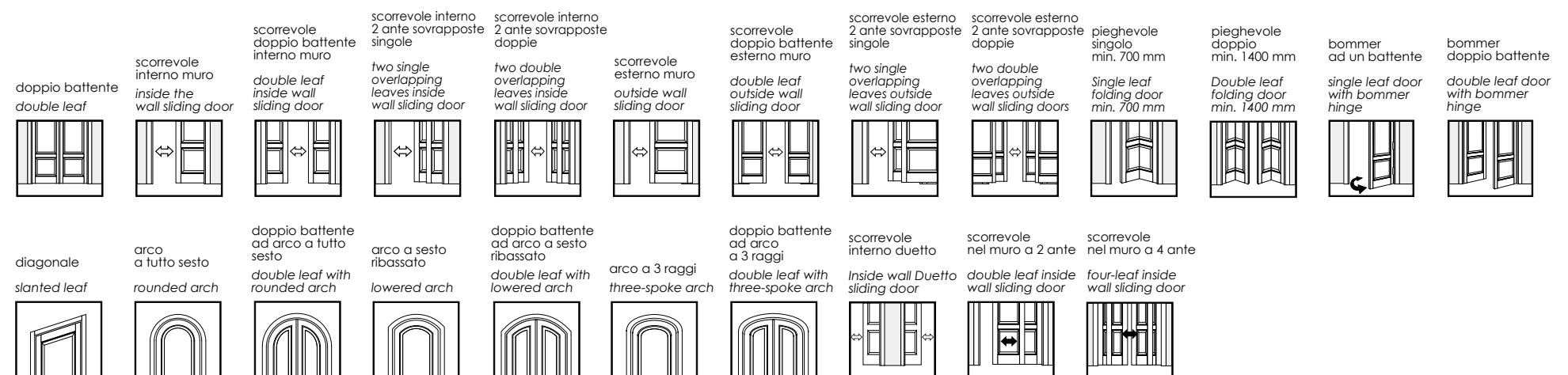
ALLESTIMENTI | TYPES

BALDI 9		cieca con bugna <i>blank with raised panel</i>		cieca con foderina <i>blank with flat panel</i>		finestrata con bugna <i>glazed with raised panel</i>		finestrata con foderina <i>glazed with flat panel</i>						
	BALDI 10		cieca con bugna <i>blank with raised panel</i>		cieca con foderina <i>blank with flat panel</i>		finestrata <i>glazed</i>		finestrata inglese <i>glazed English type</i>					
BALDI 11			cieca con bugna <i>blank with raised panel</i>		cieca con foderina <i>blank with flat panel</i>	BALDI 12		cieca con bugna <i>blank with raised panel</i>		cieca con foderina <i>blank with flat panel</i>		finestrata con bugna <i>glazed with raised panel</i>		finestrata con foderina <i>glazed with flat panel</i>
	BALDI 13		cieca con bugna <i>blank with raised panel</i>		cieca con foderina <i>blank with flat panel</i>			finestrata <i>glazed</i>		finestrata doppia con bugna <i>double glazed with raised panel</i>		finestrata doppia con foderina <i>double glazed with flat panel</i>		finestrata con bugna <i>glazed with raised panel</i>
BALDI 14			battente con perimetro e vetro tipo Rigone <i>glazed with edging and Rigone type glass</i>		battente con perimetro e vetro tipo Millerighe <i>glazed with edging and Millerighe type glass</i>		battente con perimetro e vetro tipo Millepunti <i>glazed with edging and Millepunti type glass</i>		battente con perimetro e vetro tipo Centobolle <i>glazed with edging and Centobolle type glass</i>		battente con perimetro e vetro tipo Angoliquadri <i>glazed with edging and Angoliquadri type glass</i>		battente con perimetro e vetro satinato <i>glazed with edging and satin glass</i>	
	BALDI 15		battente vetro tipo Rigone <i>glazed with Rigone type glass</i>		battente vetro tipo Millerighe <i>glazed with Millerighe type glass</i>		battente vetro tipo Millepunti <i>glazed with Millepunti type glass</i>		battente vetro tipo Centobolle <i>glazed with Centobolle type glass</i>		battente vetro tipo Angoliquadri <i>glazed with Angoliquadri type glass</i>			
BALDI 16			cieca con bugna <i>blank with raised panel</i>		cieca con foderina <i>blank with flat panel</i>		finestrata <i>glazed</i>		cieca con foderina a venature orizzontali <i>blank with flat panel with horizontal grain</i>					
	BALDI 17		cieca con bugna <i>blank with raised panel</i>		cieca con foderina <i>blank with flat panel</i>		finestrata <i>glazed</i>		cieca con foderina a venature orizzontali <i>blank with flat panel with horizontal grain</i>					

ALLESTIMENTI | TYPES



SOLUZIONI DI APERTURA | OPENING FEATURES



ESSENZE DISPONIBILI | AVAILABLE WOOD TYPES

Alder tinto noce
Alder tinto ciliegio
Alder tinto frassino
Nocinwood
Cilinwood
Frassinwood
Pino tinto vivace
Pino mielato
Rovere tinto medio scuro
Rovere mielato
Rovere tinto wengè intenso
Rovere sbiancato chiaro
Ciliegio chiaro
Noce tinto

Castagno noce
Castagno miele
Laccato bianco neve
Laccato verde chiaro
Laccato celeste
Laccato avorio
Laccato RAL a scelta
Alder grezzo
Pino di Svezia grezzo
Rovere grezzo
Castagno grezzo
Ciliegio grezzo
Noce grezzo

Walnut stained alder
Cherry stained alder
Ash stained alder
Nocinwood
Cilinwood
Frassinwood
Bright stained pinewood
Honey stained pinewood
Medium stained dark oak
Honey stained oak
Intense wengè stained oak
Light bleached oak
Light cherry
Stained walnut

Walnut stained chestnut
Honey stained chestnut
Lacquered snow white
Lacquered light green
Lacquered light blue
Lacquered ivory
Lacquered in a choice of RAL
Unfinished alder
Unfinished swedish pine
Unfinished oak
Unfinished chestnut
Unfinished cherry
Unfinished walnut

Tutte le configurazioni e le soluzioni di apertura possono essere adattate su misura. Scopri le innumerevoli possibilità di personalizzazione presso i Dierre Partner. All opening configurations and solutions may be tailored. Discover the endless personalization possibilities at the Dierre Partners.

CAIROLI

Stile attuale, caratterizzato da linee severe e profili sfaccettati, per la famiglia Cairoli. Nata per vivere in sintonia con chi ritiene che il design migliore abbia la compiutezza e l'eleganza della semplicità.

CAIROLI

A decisively modern style, characterised by strong lines and faceted profiles for the Cairoli family. Conceived to live in harmony with those who feel that the best design has the fulfilment and the elegance of simplicity.





CAIROLI 1

Versione cieca con foderina

Colore frassinwood

Coprifilo piatto
con capitello

Version *blank with flat panel*

Colour *frassinwood*

**Cover
mould** *piatto with capital*



CAIROLI 2

Versione cieca
con foderina

Colore cilinwood

Coprifilo piatto
con capitello

Version blank
with flat panel

Colour cilinwood

**Cover
mould** piatto with capital



CAIROLI 3

Versione cieca
con foderina

Colore alder tinto noce

Coprifilo piatto
con capitello

Version blank
with flat panel

Colour walnut stained alder

**Cover
mould** piatto with capital



CAIROLI 4

Versione cieca
con foderina

Colore alder tinto ciliegio

Coprifilo piatto
con capitello

Version blank
with flat panel

Colour cherry stained alder

**Cover
mould** piatto with capital



CAIROLI 6

Versione battente con perimetro
e vetro tipo Rigone

Colore rovere
sbiancato chiaro

Coprifilo piatto

Version glazed with edging
and Rigone type glass

Colour light
bleached oak

**Cover
mould** piatto



CAIROLI 5

Versione cieca
con foderina

Colore ciliegio chiaro

Coprifilo piatto

Version blank with flat panel

Colour light cherry

**Cover
mould** piatto



CAIROLI 8

Versione cieca con foderina
con inserti in acciaio
satinato

Colore rovere sbiancato chiaro


Coprifilo piatto

Version blank with flat panel
with satin steel inserts

Colour light bleached oak

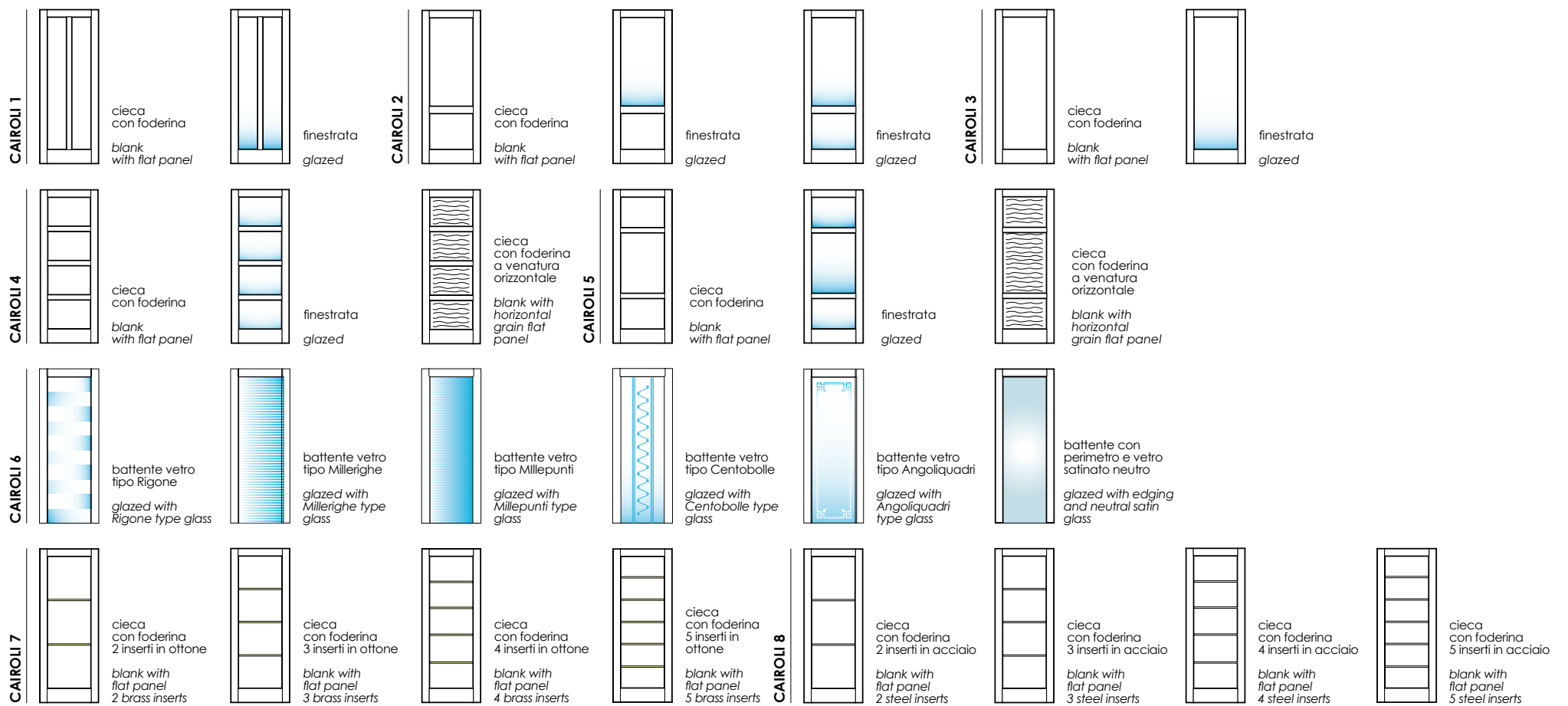
**Cover
mould** piatto

Disponibile anche nella versione CAIROLI 7, con inserti in ottone lucido
Also available in the CAIROLI 7 version with polished brass inserts

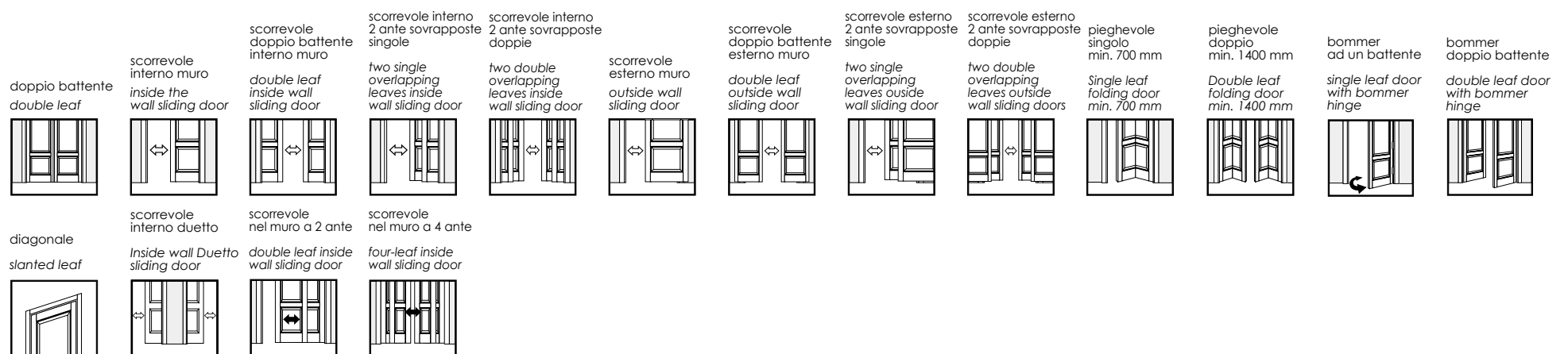


CONFIGURAZIONI CAIROLI CAIROLI CONFIGURATIONS

ALLESTIMENTI | TYPES



SOLUZIONI DI APERTURA | OPENING FEATURES



ESSENZE DISPONIBILI | AVAILABLE WOOD TYPES

Alder tinto noce
Alder tinto ciliegio
Alder tinto frassino
Nocinwood
Cilinwood
Frassinwood
Pino tinto vivace
Pino mielato
Rovere tinto medio scuro
Rovere mielato
Rovere tinto wengè intenso
Rovere sbiancato chiaro

Ciliegio chiaro
Noce tinto
Castagno noce
Castagno miele
Alder grezzo
Pino di Svezia grezzo
Rovere grezzo
Castagno grezzo
Ciliegio grezzo
Noce grezzo
Wood grezzo

Walnut stained alder
Cherry stained alder
Ash stained alder
Nocinwood
Cilinwood
Frassinwood
Bright stained pinewood
Honey stained pinewood
Medium stained dark oak
Honey stained oak
Intense wengè stained oak
Light bleached oak


Light cherry
Stained walnut
Walnut stained chestnut
Honey stained chestnut
Unfinished alder
Unfinished swedish pine
Unfinished oak
Unfinished chestnut
Unfinished cherry
Unfinished walnut
Unfinished wood

Tutte le configurazioni e le soluzioni di apertura possono essere adattate su misura. Scopri le innumerevoli possibilità di personalizzazione presso i Dierre Partner. All opening configurations and solutions may be tailored. Discover the endless personalization possibilities at the Dierre Partners.

Dietro una porta in legno massiccio Dierre c'è la passione di centinaia di persone; c'è la selezione dei migliori materiali e una creatività intelligente, tesa a realizzare prodotti che coniughino estetica e funzionalità, tecnologia ed artigianalità. In lei, ogni particolare racconta la cura e la competenza con cui è stata fatta. Il battente è costituito da due strati di legno massiccio incollati fra loro, per una perfetta stabilità. Le bugne, anch'esse in legno massiccio, sono composte da più listelli assemblati. Il legno massiccio è utilizzato in doppio strato anche per il telaio, caratterizzato da coprifili ad incastro con aletta regolabile. Solo lavorazioni rigorose e amore per le cose fatte bene assicurano un'esecuzione perfetta e rifinita nei minimi dettagli.

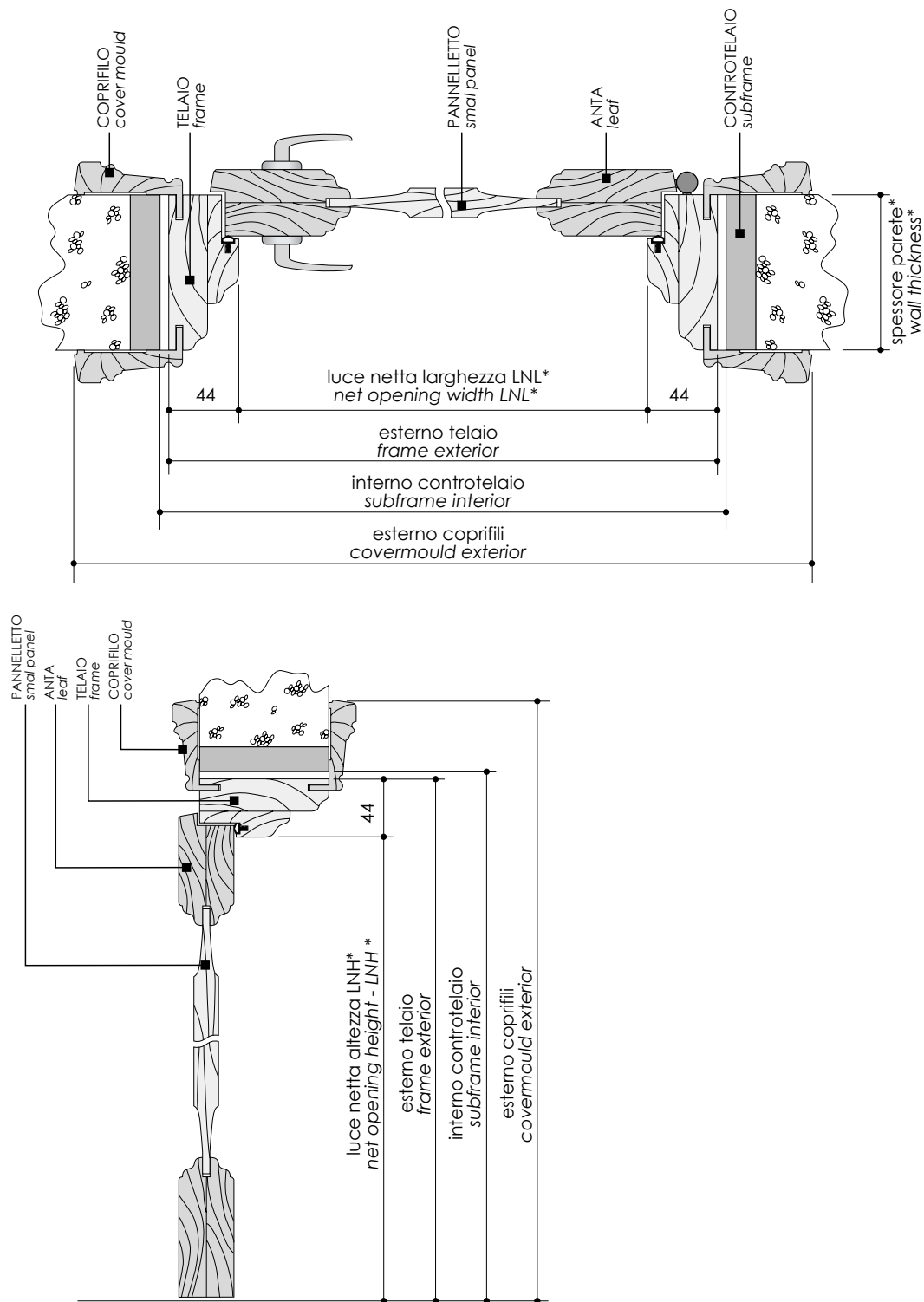

LA FORZA
DEI DETTAGLI
THE STRENGTH
IN THE DETAILS

Behind a solid wood Dierre door stands the passion of hundreds of people; the selection of the best materials and a clever creativity, aimed at conceiving products that blend aesthetics and functionality, technology and craftsmanship. Every door contains the care and competence which it was made with. The leaf is composed of two solid wood layers glued together, for a perfect stability. The panels, also in solid wood, are made of several strips assembled together. The solid wood is double-layer also for the frame, featured by clip-in cover moulds with adjustable flange. Only a strict working process and the love for well made items ensure perfect and cared for finishing touches.



S C H E D E T E C N I C H E
T E C H N I C A L S H E E T S

MANTEGNA - GUARINI - ALFIERI - RICCI - PALADINO - BALDI - CAIROLI
 APERTURA AD UN'ANTA
 SINGLE LEAF OPENING


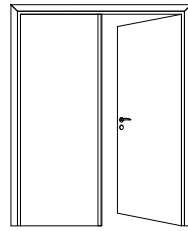
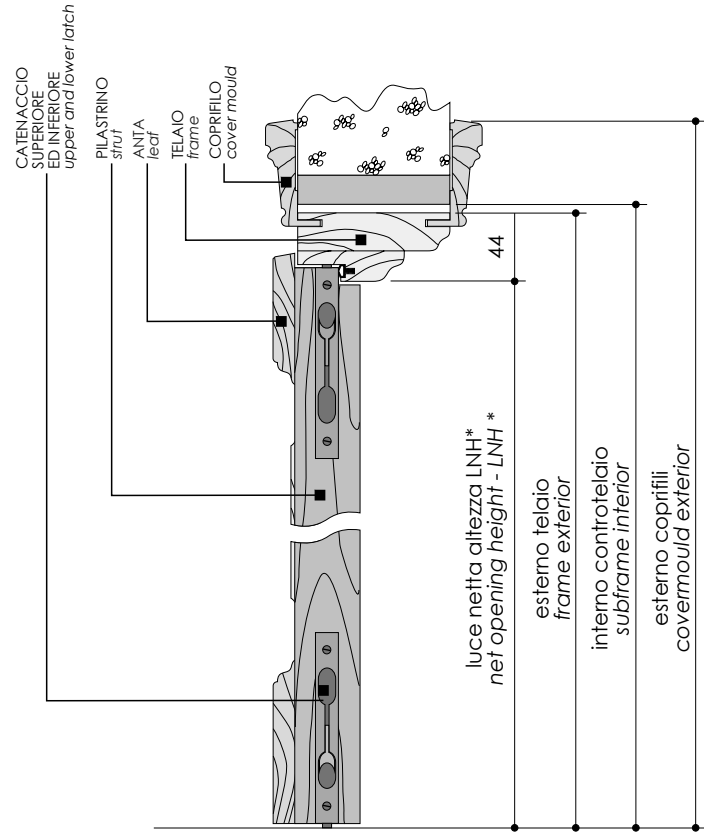
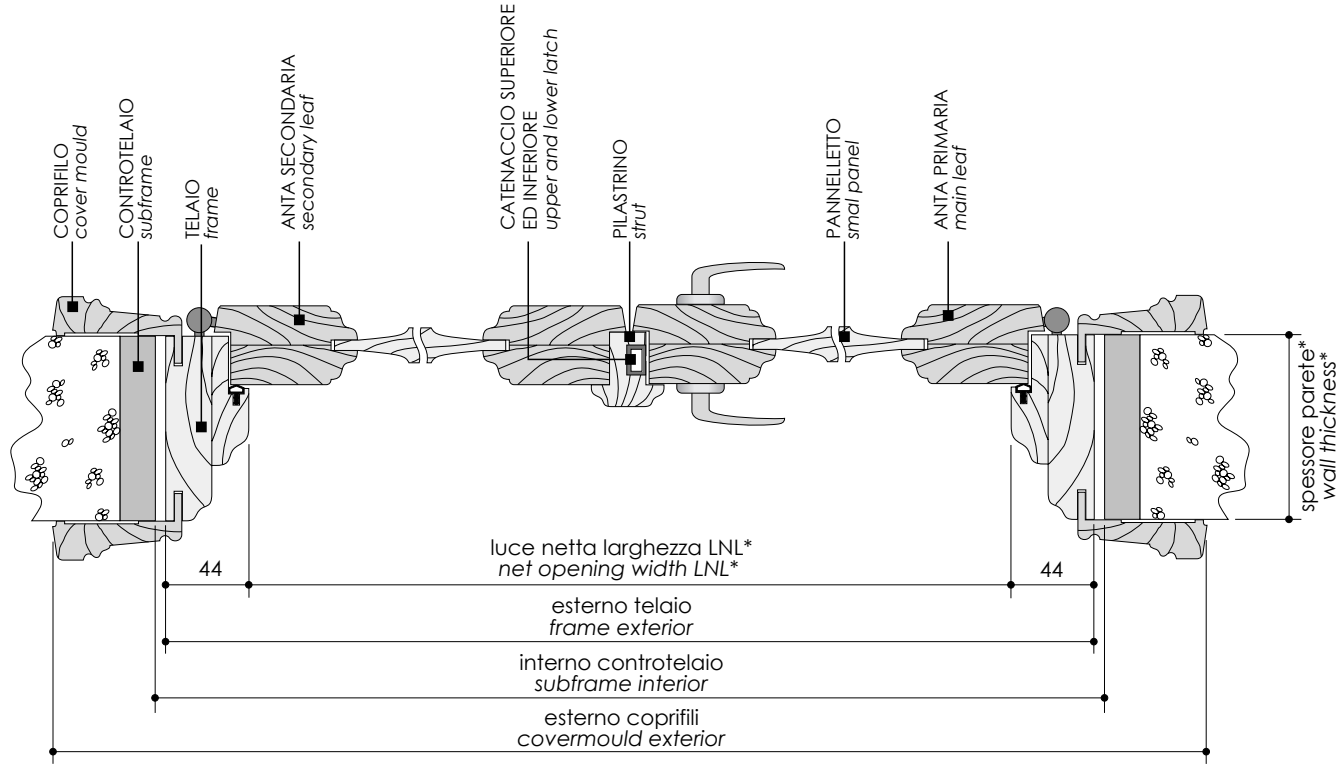


LNH X LNL LUCI NETTE NOMINALI NOMINAL NET OPENINGS	LUCI NETTE REALI ACTUAL NET OPENINGS	ESTERNO TELAI FRAME EXTERIOR	INTERNO CONTROTELAIO SUBFRAME INTERIOR	ESTERNO COPRIFILO COVERMOULD EXTERIOR
2000 x 600	1996 x 592	2040 x 680	2050 x 700	2101.5 x 803
2000 x 700	1996 x 692	2040 x 780	2050 x 800	2101.5 x 903
2000 x 750	1996 x 742	2040 x 830	2050 x 850	2101.5 x 953
2000 x 800	1996 x 792	2040 x 880	2050 x 900	2101.5 x 1003
2000 x 900	1996 x 892	2040 x 980	2050 x 1000	2101.5 x 1103
2100 x 600	2096 x 592	2140 x 680	2150 x 700	2201.5 x 803
2100 x 700	2096 x 692	2140 x 780	2150 x 800	2201.5 x 903
2100 x 750	2096 x 742	2140 x 830	2150 x 850	2201.5 x 953
2100 x 800	2096 x 792	2140 x 880	2150 x 900	2201.5 x 1003
2100 x 900	2096 x 892	2140 x 980	2150 x 1000	2201.5 x 1103

TUTTI I RIFERIMENTI CON L'ASTERISCO (*) SONO DA INDICARE NELL'ORDINE
 PER LA CONFIGURAZIONE STANDARD CORRETTA TELAI / COPRIFILO OGNI FAMIGLIA CONSULTARE IL LISTINO
 ALL REFERENCES BEARING THE ASTERISCS (*) MUST BE INDICATED IN THE ORDER
 CONSULT THE PRICELIST FOR THE CORRECT STANDARD CONFIGURATION OF FRAME / COVER MOULD OF EACH FAMILY

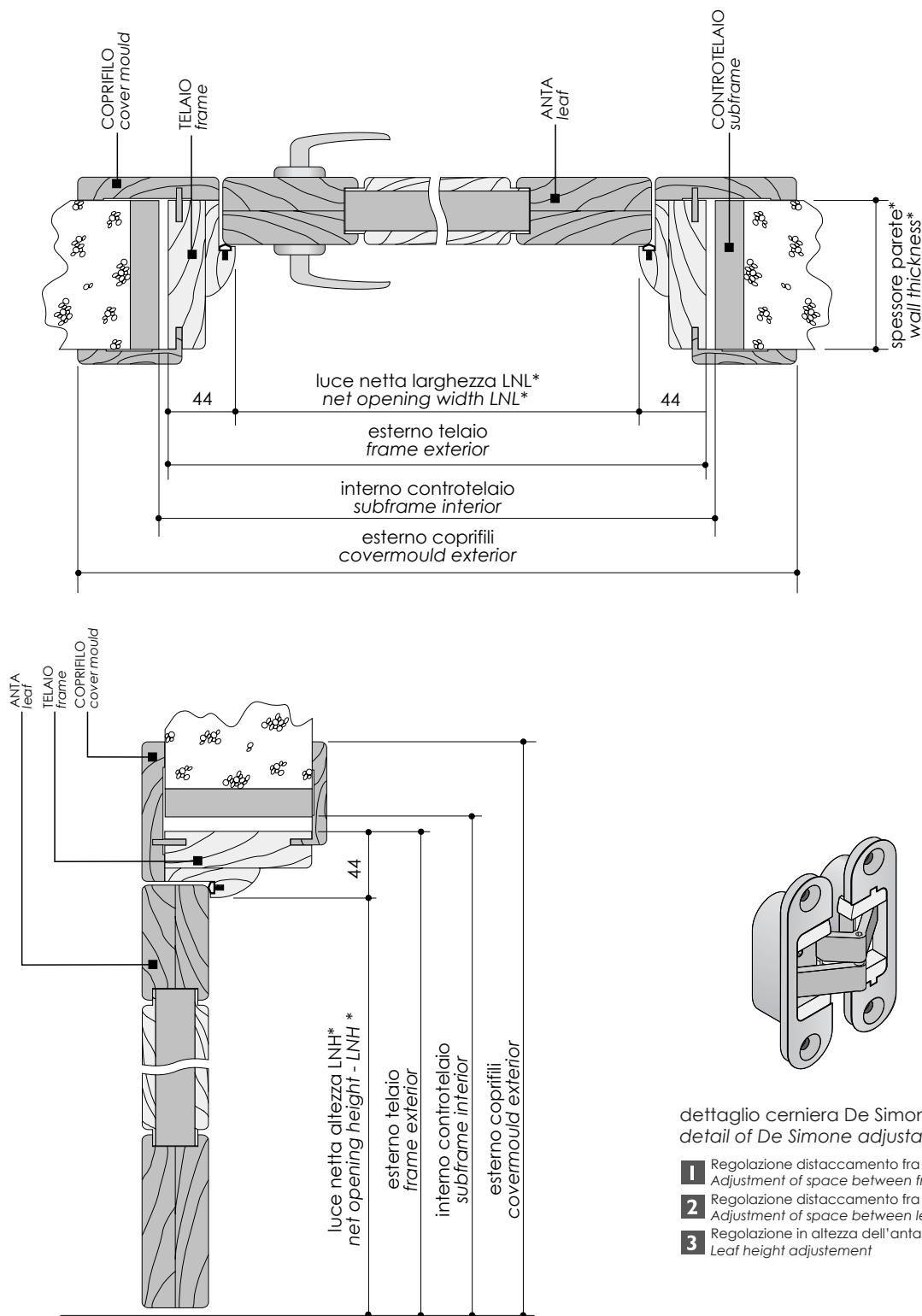

TUTTI I RIFERIMENTI CON L'ASTERISCO (*) SONO DA INDICARE NELL'ORDINE PER LA CONFIGURAZIONE STANDARD CORRETTA. TELAI0 / COPRIFILO DI OGNI FAMIGLIA CONSULTARE IL LISTINO ALL REFERENCES BEARING THE ASTERISCS (*) MUST BE INDICATED IN THE ORDER CONSULT THE PRICE LIST FOR THE CORRECT STANDARD CONFIGURATION OF FRAME / COVER MOULD OF EACH FAMILY

LNH X LNL LUCI NETTE NOMINALI NOMINAL NET OPENINGS	LUCI NETTE REALI ACTUAL NET OPENINGS	ESTERNO TELAI0 FRAME EXTERIOR	INTERNO CONTROTELAIO SUBFRAME INTERIOR	ESTERNO COPRIFILO COVERMOULD EXTERIOR
2000 x 600 + 600	1996 x 1192	2040 x 1280	2050 x 1300	2101.5 x 1403
2000 x 700 + 700	1996 x 1392	2040 x 1480	2050 x 1500	2101.5 x 1603
2000 x 750 + 750	1996 x 1492	2040 x 1580	2050 x 1600	2101.5 x 1703
2000 x 800 + 800	1996 x 1592	2040 x 1680	2050 x 1700	2101.5 x 1803
2000 x 900 + 900	1996 x 1792	2040 x 1880	2050 x 1900	2101.5 x 2003
2100 x 600 + 600	2096 x 1192	2140 x 1280	2150 x 1300	2201.5 x 1403
2100 x 700 + 700	2096 x 1392	2140 x 1480	2150 x 1500	2201.5 x 1603
2100 x 750 + 750	2096 x 1492	2140 x 1580	2150 x 1600	2201.5 x 1703
2100 x 800 + 800	2096 x 1592	2140 x 1680	2150 x 1700	2201.5 x 1803
2100 x 900 + 900	2096 x 1792	2140 x 1880	2150 x 1900	2201.5 x 2003



DOUBLE LEAF OPENING
APERTURA A DUE ANTE
MANTEGNA - GUARINI - ALFIERI - RICCI - PALADINO - BALDI - CAIROLI

DE SIMONE - TRENDY - FASHION
 APERTURA AD UN'ANTA
 SINGLE LEAF OPENING



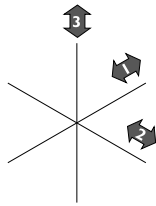
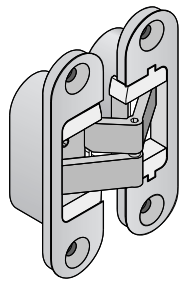
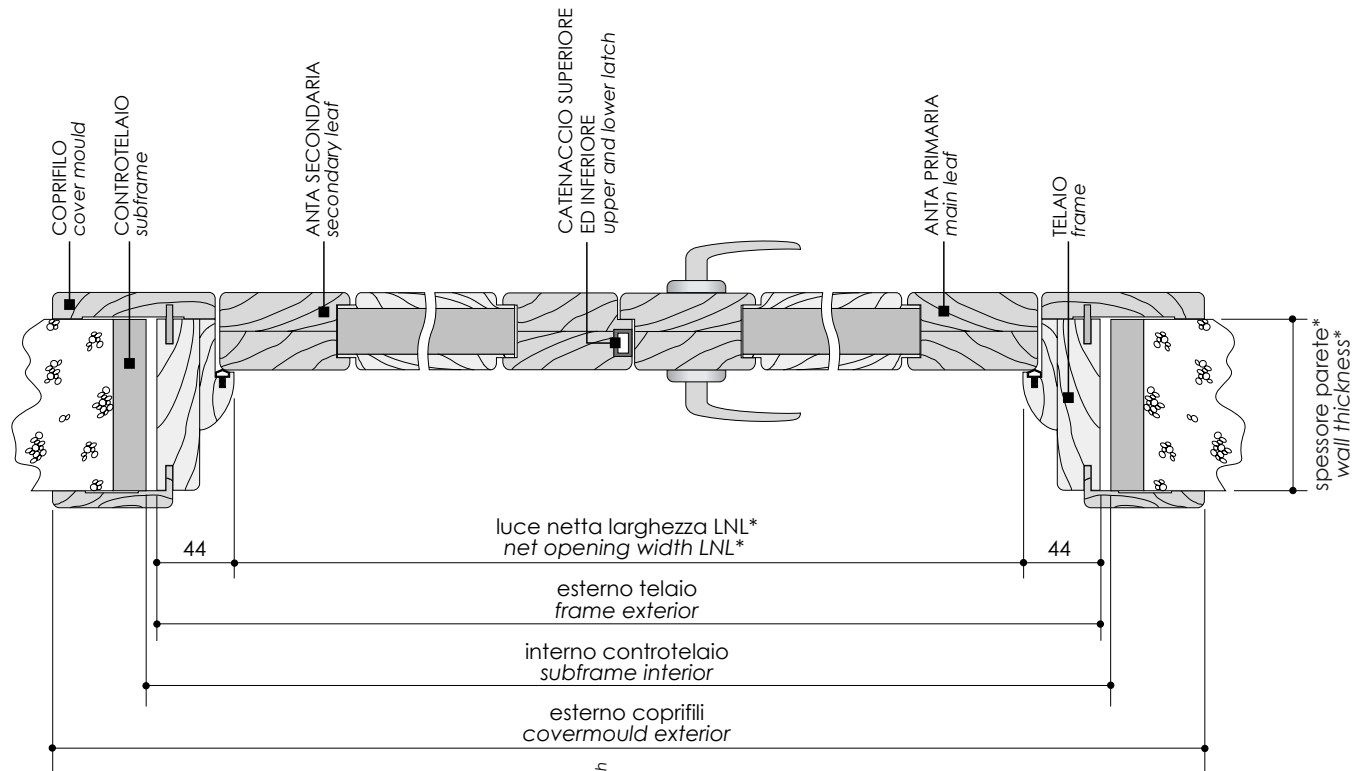
dettaglio cerniera De Simone regolabile
 detail of De Simone adjustable hinge

- 1** Regolazione distacco fra telaio e cerniera
 Adjustment of space between frame and hinge
- 2** Regolazione distacco fra anta e cerniera
 Adjustment of space between leaf and hinge
- 3** Regolazione in altezza dell'anta
 Leaf height adjustment

LNH X LNL LUCI NETTE NOMINALI NOMINAL NET OPENINGS	LUCI NETTE REALI ACTUAL NET OPENINGS	ESTERNO TELAI FRAME EXTERIOR	INTERNO CONTROTELAIO SUBFRAME INTERIOR	ESTERNO COPRIFILLO COVERMOULD EXTERIOR
2000 x 600	1996 x 592	2040 x 680	2050 x 700	2101.5 x 803
2000 x 700	1996 x 692	2040 x 780	2050 x 800	2101.5 x 903
2000 x 750	1996 x 742	2040 x 830	2050 x 850	2101.5 x 953
2000 x 800	1996 x 792	2040 x 880	2050 x 900	2101.5 x 1003
2000 x 900	1996 x 892	2040 x 980	2050 x 1000	2101.5 x 1103
2100 x 600	2096 x 592	2140 x 680	2150 x 700	2201.5 x 803
2100 x 700	2096 x 692	2140 x 780	2150 x 800	2201.5 x 903
2100 x 750	2096 x 742	2140 x 830	2150 x 850	2201.5 x 953
2100 x 800	2096 x 792	2140 x 880	2150 x 900	2201.5 x 1003
2100 x 900	2096 x 892	2140 x 980	2150 x 1000	2201.5 x 1103

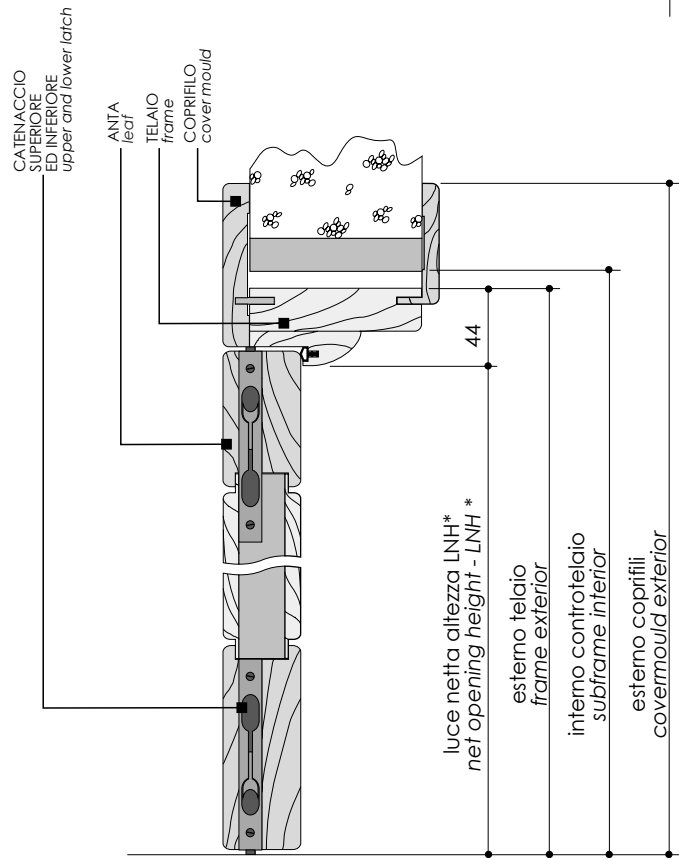
TUTTI I RIFERIMENTI CON L'ASTERISCO (*) SONO DA INDICARE NELL'ORDINE
 PER LA CONFIGURAZIONE STANDARD CORRETTA TELAI / COPRIFILLO OGNI FAMIGLIA CONSULTARE IL LISTINO
 ALL REFERENCES BEARING THE ASTERISCS (*) MUST BE INDICATED IN THE ORDER
 CONSULT THE PRICELIST FOR THE CORRECT STANDARD CONFIGURATION OF FRAME / COVER MOULD OF EACH FAMILY

TUTTI I RIFERIMENTI CON L'ASTERISCO (*) SONO DA INDICARE NELL'ORDINE PER LA CONFIGURAZIONE STANDARD CORRETTA TELAI0 / COPRIFILO DI OGNI FAMIGLIA CONSULTARE IL LISTINO ALL REFERENCES BEARING THE ASTERISCS (*) MUST BE INDICATED IN THE ORDER CONSULT THE PRICELIST FOR THE CORRECT STANDARD CONFIGURATION OF FRAME / COVER MOULD OF EACH FAMILY





dettaglio cerniera De Simone regolabile
detail of De Simone adjustable hinge

- 1** Regolazione distacco mento fra telaio e cerniera
Adjustment of space between frame and hinge
- 2** Regolazione distacco mento fra anta e cerniera
Adjustment of space between leaf and hinge
- 3** Regolazione in altezza dell'anta
Leaf height adjustment

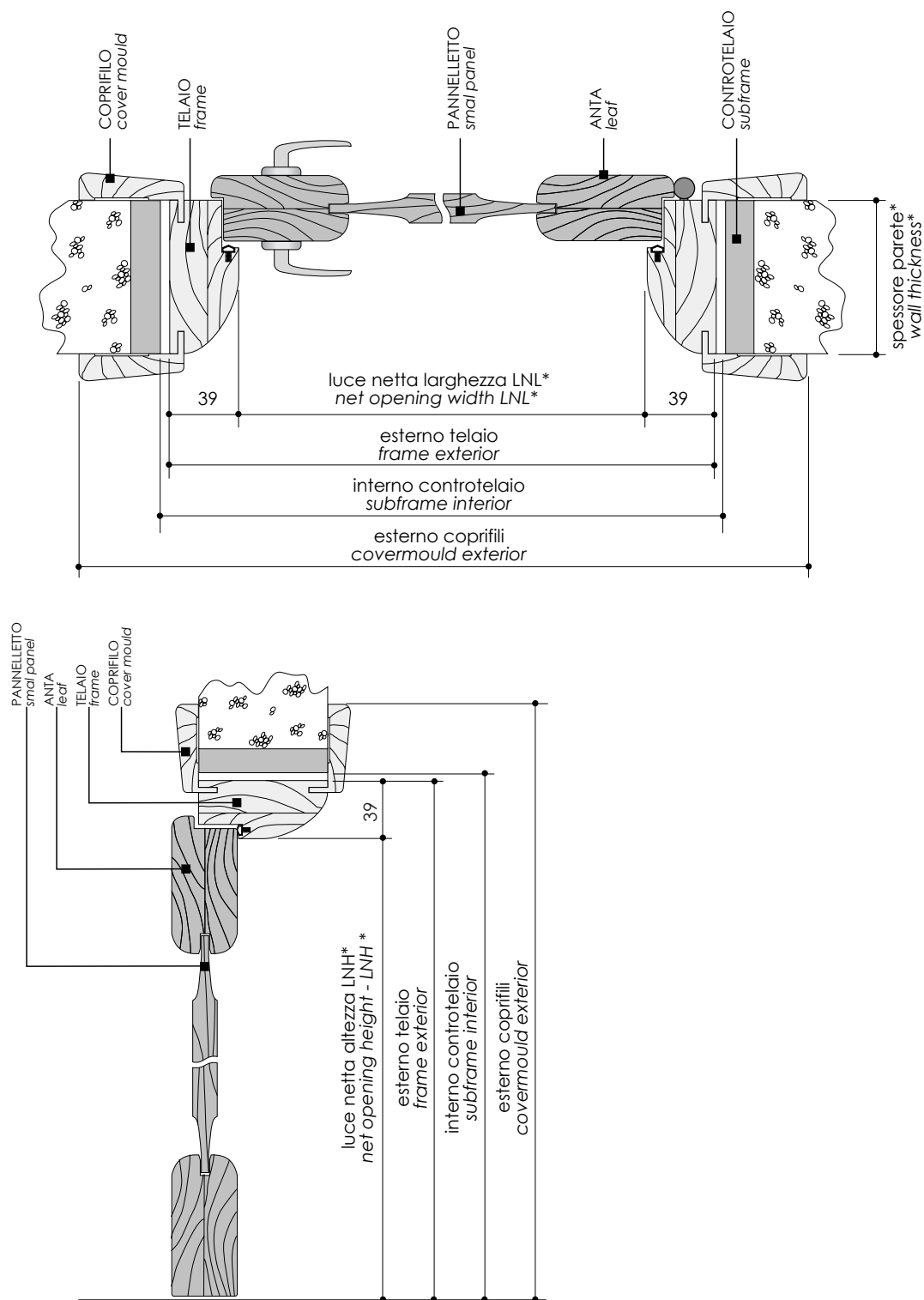



LNH X LNL LUCI NETTE NOMINALI NOMINAL NET OPENINGS	LUCI NETTE REALI ACTUAL NET OPENINGS	ESTERNO TELAIO FRAME EXTERIOR	INTERNO CONTROTELAIO SUBFRAME INTERIOR	ESTERNO COPRIFILO COVERMOULD EXTERIOR
2000 x 600 + 600	1996 x 1192	2040 x 1280	2050 x 1300	2101.5 x 1403
2000 x 700 + 700	1996 x 1392	2040 x 1480	2050 x 1500	2101.5 x 1603
2000 x 750 + 750	1996 x 1492	2040 x 1580	2050 x 1600	2101.5 x 1703
2000 x 800 + 800	1996 x 1592	2040 x 1680	2050 x 1700	2101.5 x 1803
2000 x 900 + 900	1996 x 1792	2040 x 1880	2050 x 1900	2101.5 x 2003
2100 x 600 + 600	2096 x 1192	2140 x 1280	2150 x 1300	2201.5 x 1403
2100 x 700 + 700	2096 x 1392	2140 x 1480	2150 x 1500	2201.5 x 1603
2100 x 750 + 750	2096 x 1492	2140 x 1580	2150 x 1600	2201.5 x 1703
2100 x 800 + 800	2096 x 1592	2140 x 1680	2150 x 1700	2201.5 x 1803
2100 x 900 + 900	2096 x 1792	2140 x 1880	2150 x 1900	2201.5 x 2003



DOUBLE LEAF OPENING
APERTURA A DUE ANTE
DE SIMONE - TRENDY - FASHION

NOVELTY - MODIGLIANI
APERTURA AD UN'ANTA
SINGLE LEAF OPENING


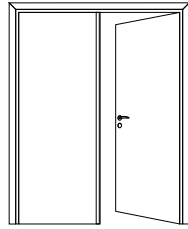
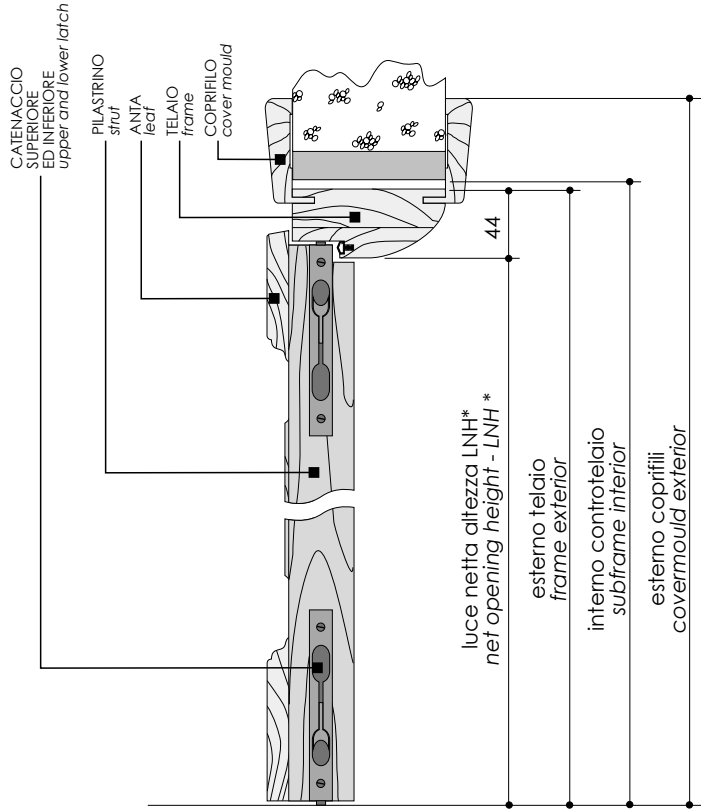
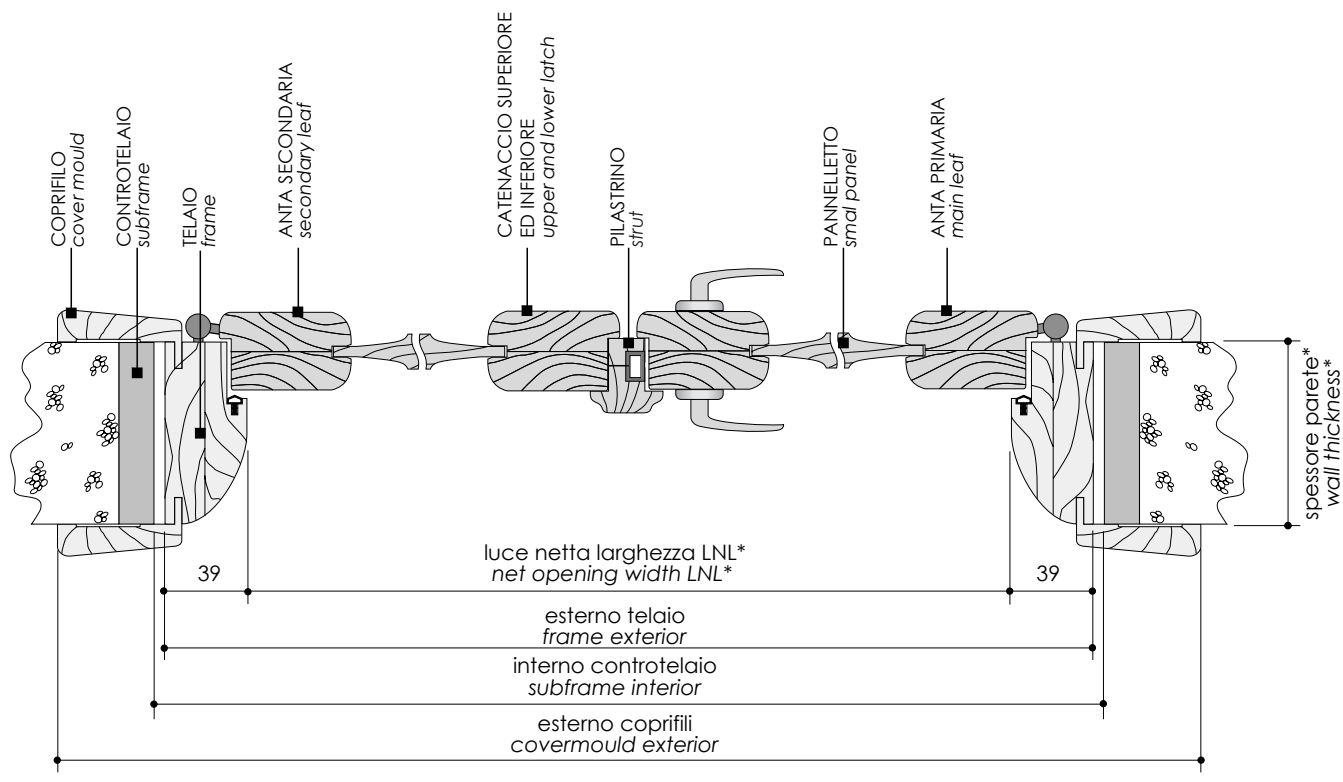


LNH X LNL LUCI NETTE NOMINALI NOMINAL NET OPENINGS	LUCI NETTE REALI ACTUAL NET OPENINGS	ESTERNO TELAILO FRAME EXTERIOR	INTERNO CONTROTELAIO SUBFRAME INTERIOR	ESTERNO COPRIFILO COVERMOULD EXTERIOR
2000 x 700	2001 x 702	2040 x 780	2050 x 800	2103.5 x 907
2000 x 750	2001 x 752	2040 x 830	2050 x 850	2103.5 x 957
2000 x 800	2001 x 802	2040 x 880	2050 x 900	2103.5 x 1007
2100 x 700	2101 x 702	2140 x 780	2150 x 800	2203.5 x 907
2100 x 750	2101 x 752	2140 x 830	2150 x 850	2203.5 x 957
2100 x 800	2101 x 802	2140 x 880	2150 x 900	2203.5 x 1007

TUTTI I RIFERIMENTI CON L'ASTERISCO (*) SONO DA INDICARE NELL'ORDINE PER LA CONFIGURAZIONE STANDARD CORRETTA TELAILO / COPRIFILO DI OGNI FAMIGLIA CONSULTARE IL LISTINO ALL REFERENCES BEARING THE ASTERISCS (*) MUST BE INDICATED IN THE ORDER CONSULT THE PRICELIST FOR THE CORRECT STANDARD CONFIGURATION OF FRAME / COVER MOULD OF EACH FAMILY

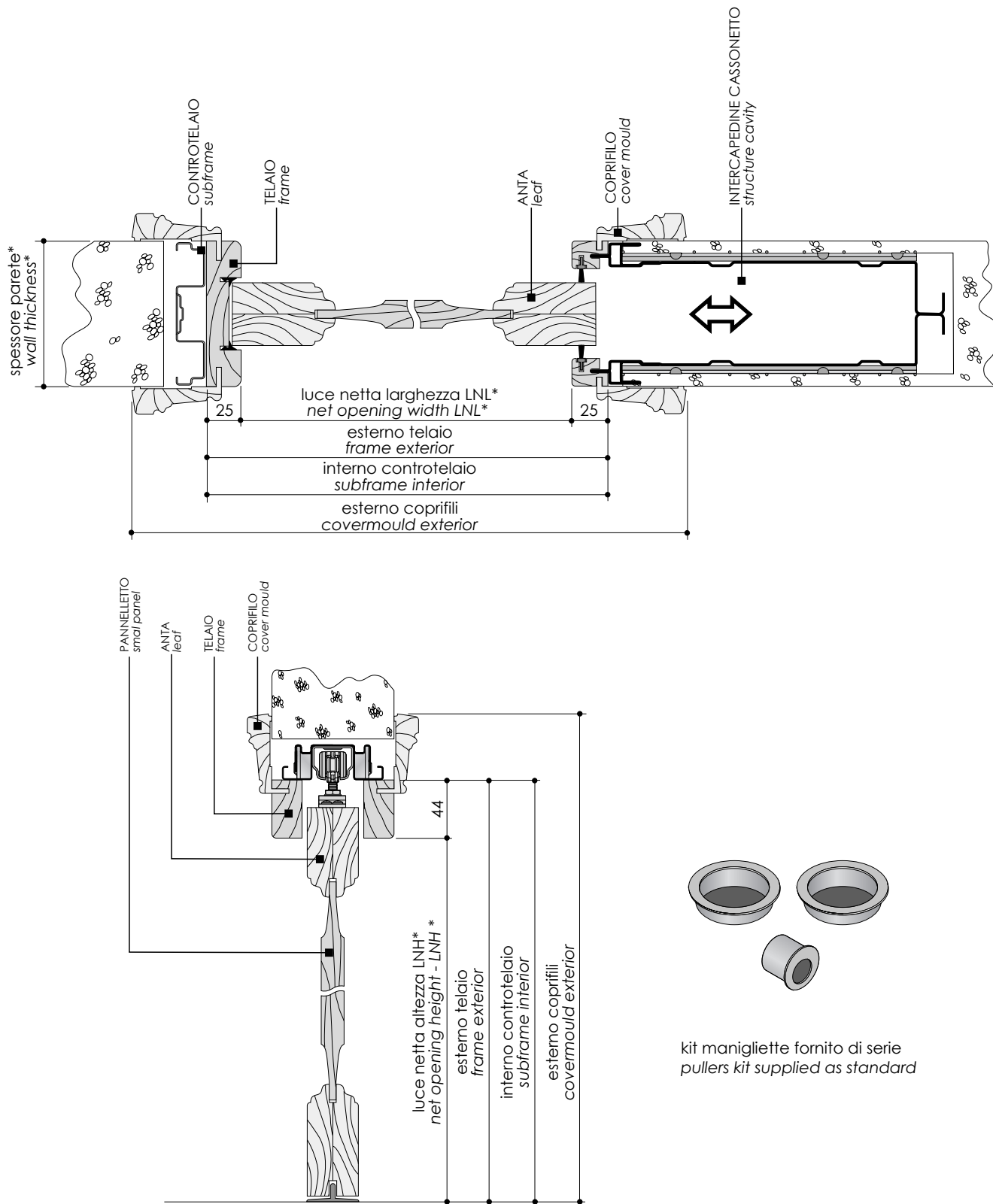

TUTTI I RIFERIMENTI CON L'ASTERISCO (*) SONO DA INDICARE NELL'ORDINE PER LA CONFIGURAZIONE STANDARD CORRETTA TELAIO / COPRIFILO DI OGNI FAMIGLIA CONSULTARE IL LISTINO ALL REFERENCES BEARING THE ASTERISCS (*) MUST BE INDICATED IN THE ORDER CONSULT THE PRICELIST FOR THE CORRECT STANDARD CONFIGURATION OF FRAME / COVER MOULD OF EACH FAMILY

LNH X LNL LUCI NETTE NOMINALI NOMINAL NET OPENINGS	LUCI NETTE REALI ACTUAL NET OPENINGS	ESTERNO TELAIO FRAME EXTERIOR	INTERNO CONTROTELAIO SUBFRAME INTERIOR	ESTERNO COPRIFILO COVERMOULD EXTERIOR
2000 x 700 + 700	2001 x 1402	2040 x 1480	2050 x 1500	2103.5 x 1607
2000 x 750 + 750	2001 x 1502	2040 x 1580	2050 x 1600	2103.5 x 1707
2000 x 800 + 800	2001 x 1602	2040 x 1680	2050 x 1700	2103.5 x 1807
2100 x 700 + 700	2101 x 1402	2140 x 1480	2150 x 1500	2203.5 x 1607
2100 x 750 + 750	2101 x 1502	2140 x 1580	2150 x 1600	2203.5 x 1707
2100 x 800 + 800	2101 x 1602	2140 x 1680	2150 x 1700	2203.5 x 1807



DOUBLE LEAF OPENING
APERTURA A DUE ANTE
NOVELTY - MODIGLIANI

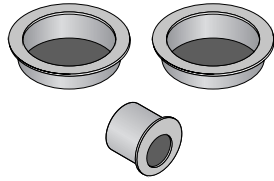
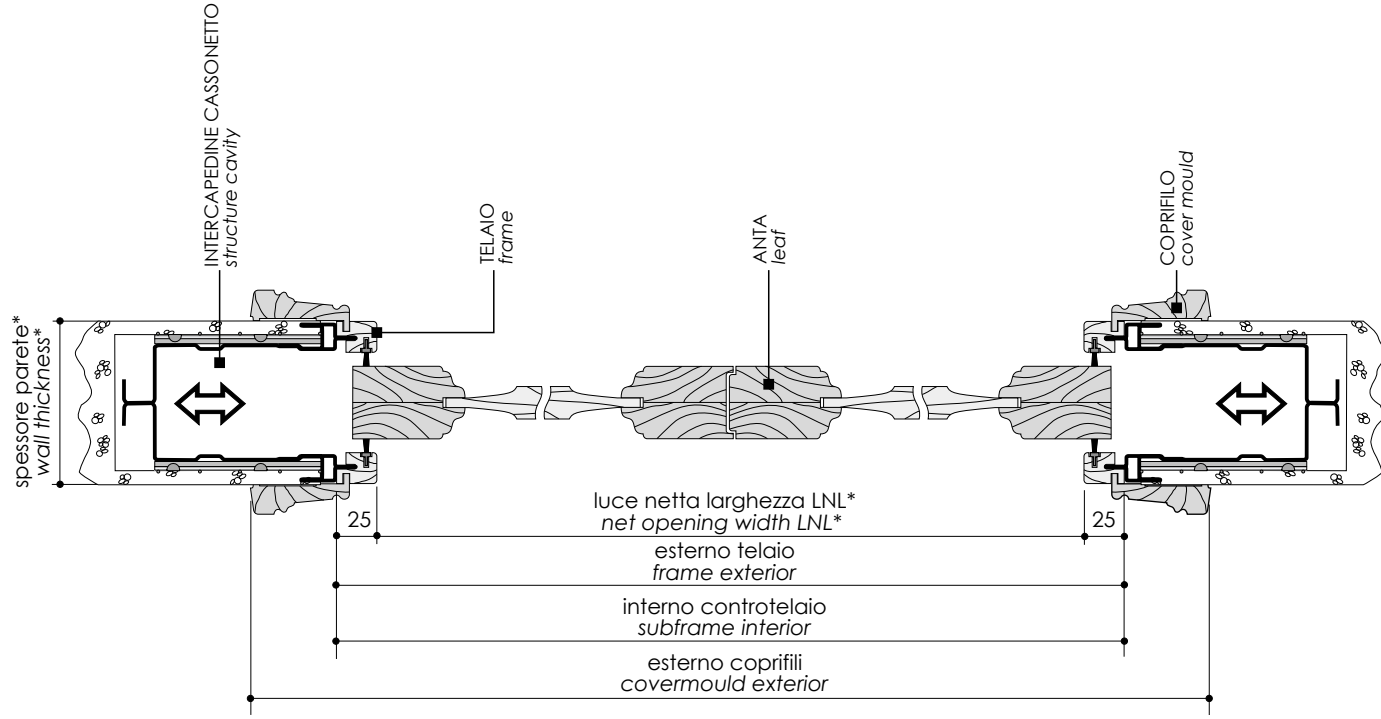
MANTEGNA - TRENDY - DE SIMONE - FASHION - GUARINI - ALFIERI - RICCI - PALADINO - BALDI - CAIROLI
 APERTURA SCORREVOLE INTERNO MURO AD UN'ANTA
 SINGLE LEAF INSIDE WALL SLIDING OPENING



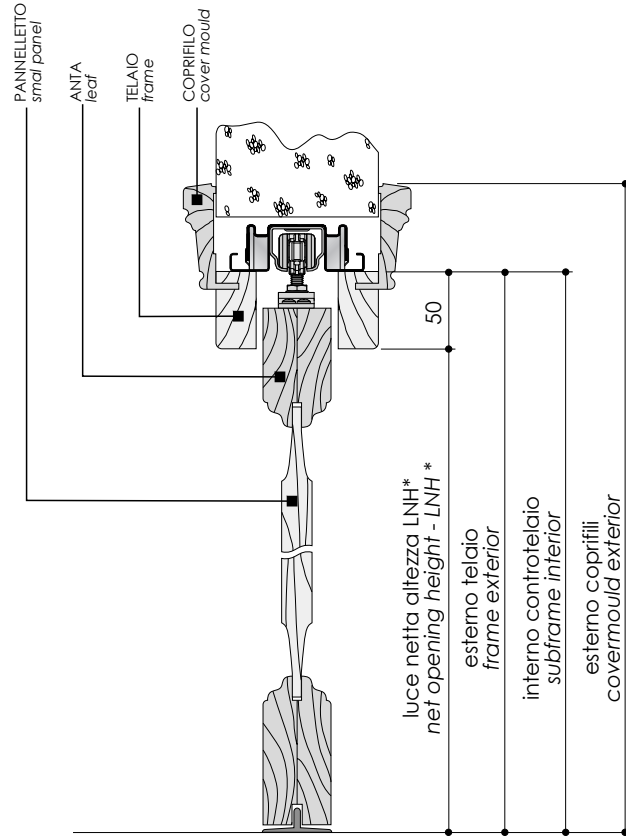
LNH X LNL LUCI NETTE NOMINALI NOMINAL NET OPENINGS	LUCI NETTE REALI ACTUAL NET OPENINGS	ESTERNO TELAIO FRAME EXTERIOR	INTERNO CONTROTELAIO SUBFRAME INTERIOR	ESTERNO COPRIFILO COVERMOULD EXTERIOR
2000 x 600	2000 x 600	2050 x 650	2050 x 650	2101.5 x 773
2000 x 700	2000 x 700	2050 x 750	2050 x 750	2101.5 x 873
2000 x 750	2000 x 750	2050 x 800	2050 x 800	2101.5 x 923
2000 x 800	2000 x 800	2050 x 850	2050 x 850	2101.5 x 973
2000 x 900	2000 x 900	2050 x 950	2050 x 950	2101.5 x 1073
2100 x 600	2100 x 600	2150 x 650	2150 x 650	2201.5 x 773
2100 x 700	2100 x 700	2150 x 750	2150 x 750	2201.5 x 873
2100 x 750	2100 x 750	2150 x 850	2150 x 850	2201.5 x 923
2100 x 800	2100 x 800	2150 x 850	2150 x 850	2201.5 x 973
2100 x 900	2100 x 900	2150 x 950	2150 x 950	2201.5 x 1073

TUTTI I RIFERIMENTI CON L'ASTERISCO (*) SONO DA INDICARE NELL'ORDINE
 PER LA CONFIGURAZIONE STANDARD CORRETTA TELAIO / COPRIFILO DI OGNI FAMIGLIA CONSULTARE IL LISTINO
 ALL REFERENCES BEARING THE ASTERISCS (*) MUST BE INDICATED IN THE ORDER
 CONSULT THE PRICELIST FOR THE CORRECT STANDARD CONFIGURATION OF FRAME / COVER MOULD OF EACH FAMILY

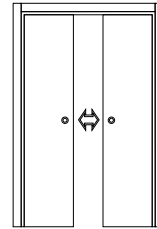
TUTTI I RIFERIMENTI CON L'ASTERISCO (*) SONO DA INDICARE NELL'ORDINE PER LA CONFIGURAZIONE STANDARD CORRETTA TELAI0 / COPRIFILO DI OGNI FAMIGLIA CONSULTARE IL LISTINO ALL REFERENCES BEARING THE ASTERISCS (*) MUST BE INDICATED IN THE ORDER CONSULT THE PRICELIST FOR THE CORRECT STANDARD CONFIGURATION OF FRAME / COVER MOULD OF EACH FAMILY



kit maniglie fornito di serie
pullers kit supplied as standard

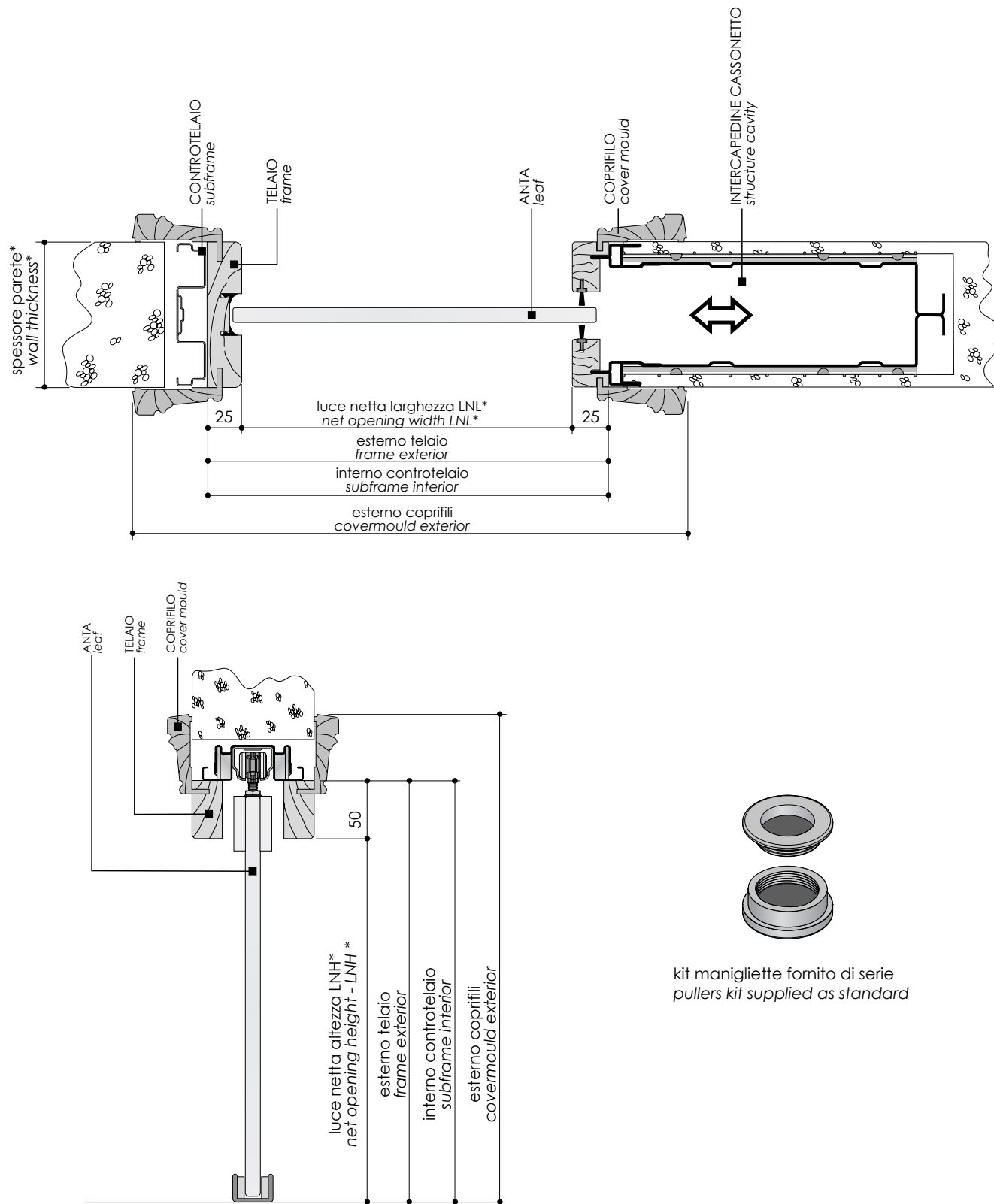



LNH X LNL LUCI NETTE NOMINALI NOMINAL NET OPENINGS	LUCI NETTE REALI ACTUAL NET OPENINGS	ESTERNO TELAIO FRAME EXTERIOR	INTERNO CONTROTELAIO SUBFRAME INTERIOR	ESTERNO COPRIFILO COVERMOULD EXTERIOR
2000 x 600 + 600	2000 x 1200	2050 x 1250	2050 x 1250	2101.5 x 1373
2000 x 700 + 700	2000 x 1400	2050 x 1450	2050 x 1450	2101.5 x 1573
2000 x 750 + 750	2000 x 1500	2050 x 1550	2050 x 1550	2101.5 x 1623
2000 x 800 + 800	2000 x 1600	2050 x 1650	2050 x 1650	2101.5 x 1773
2000 x 900 + 900	2000 x 1800	2050 x 1850	2050 x 1850	2101.5 x 1973
2100 x 600 + 600	2100 x 1200	2150 x 1250	2150 x 1250	2201.5 x 1373
2100 x 700 + 700	2100 x 1400	2150 x 1450	2150 x 1450	2201.5 x 1573
2100 x 750 + 750	2100 x 1500	2150 x 1550	2150 x 1550	2201.5 x 1623
2100 x 800 + 800	2100 x 1600	2150 x 1650	2150 x 1650	2201.5 x 1773
2100 x 900 + 900	2100 x 1800	2150 x 1850	2150 x 1850	2201.5 x 1973



OPPOSING DOUBLE LEAF INSIDE WALL SLIDING OPENING
APERTURA SCORREVOLE INTERNO MURO A DUE ANTE CONTRAPPOSTE
MANTEGNA - TRENDY - DE SIMONE - FASHION - GUARINI - RICCI - PALADINO - BALDI - CAIROLI

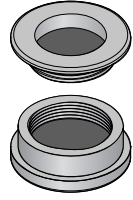
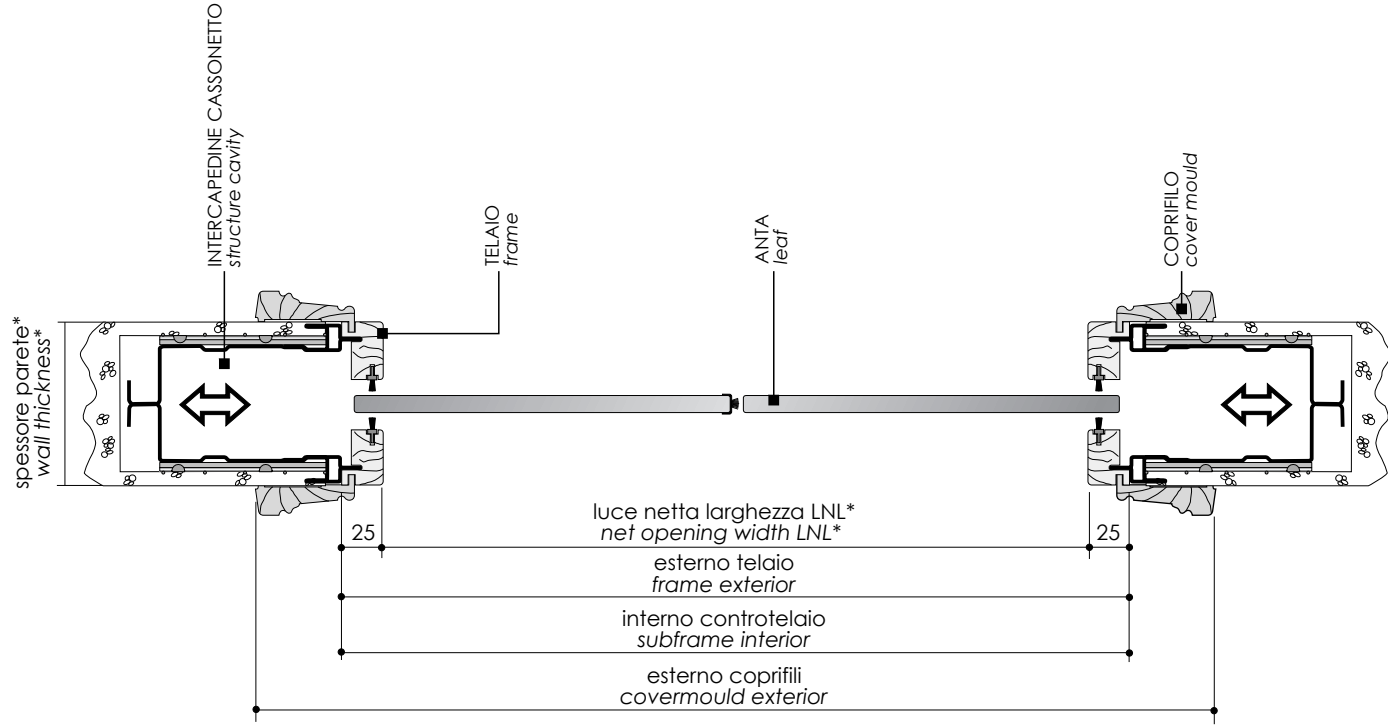
BALDI - PALADINO - ALFIERI
APERTURA SCORREVOLE TUTTOVETRO INTERNO MURO AD UN'ANTA
SINGLE LEAF FULLY GLAZED INSIDE WALL SLIDING OPENING



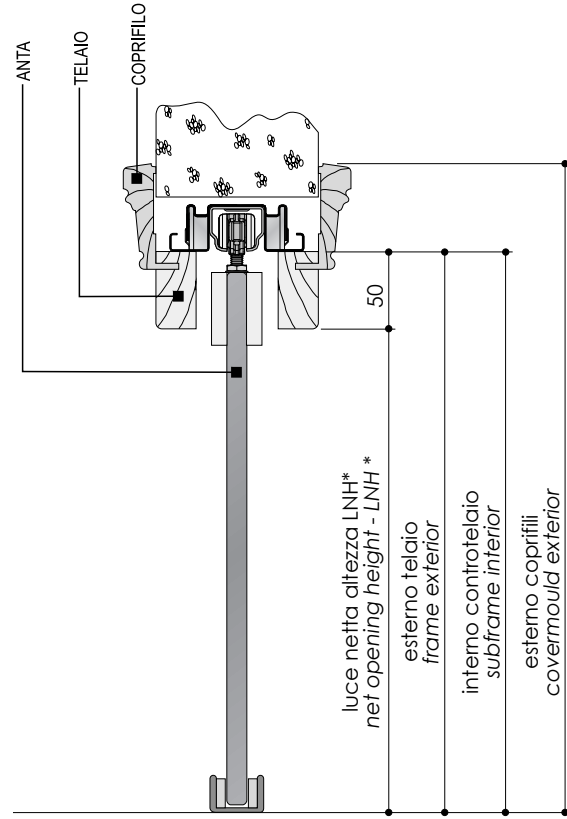
LNH X LNL LUCI NETTE NOMINALI NOMINAL NET OPENINGS	LUCI NETTE REALI ACTUAL NET OPENINGS	ESTERNO TELAILO FRAME EXTERIOR	INTERNO CONTROTELOIO SUBFRAME INTERIOR	ESTERNO COPRIFILO COVERMOULD EXTERIOR
2000 x 600	2000 x 600	2050 x 650	2050 x 650	2101.5 x 773
2000 x 700	2000 x 700	2050 x 750	2050 x 750	2101.5 x 873
2000 x 750	2000 x 750	2050 x 800	2050 x 800	2101.5 x 923
2000 x 800	2000 x 800	2050 x 850	2050 x 850	2101.5 x 973
2000 x 900	2000 x 900	2050 x 950	2050 x 950	2101.5 x 1073
2100 x 600	2100 x 600	2150 x 650	2150 x 650	2201.5 x 773
2100 x 700	2100 x 700	2150 x 750	2150 x 750	2201.5 x 873
2100 x 750	2100 x 750	2150 x 850	2150 x 850	2201.5 x 923
2100 x 800	2100 x 800	2150 x 850	2150 x 850	2201.5 x 973
2100 x 900	2100 x 900	2150 x 950	2150 x 950	2201.5 x 1073

TUTTI I RIFERIMENTI CON L'ASTERISCO (*) SONO DA INDICARE NELL'ORDINE PER LA CONFIGURAZIONE STANDARD CORRETTA TELAILO / COPRIFILDI OGNI FAMIGLIA CONSULTARE IL LISTINO ALL REFERENCES BEARING THE ASTERISCS (*) MUST BE INDICATED IN THE ORDER CONSULT THE PRICELIST FOR THE CORRECT STANDARD CONFIGURATION OF FRAME / COVER MOULD OF EACH FAMILY

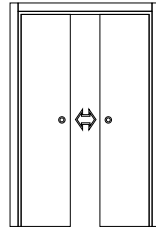
TUTTI I RIFERIMENTI CON L'ASTERISCO (*) SONO DA INDICARE NELL'ORDINE PER LA CONFIGURAZIONE STANDARD CORRETTA. TELAI0 / COPRIFILO DI OGNI FAMIGLIA CONSULTARE IL LISTINO ALL REFERENCES BEARING THE ASTERISCS (*) MUST BE INDICATED IN THE ORDER CONSULT THE PRICELIST FOR THE CORRECT STANDARD CONFIGURATION OF FRAME / COVER MOULD OF EACH FAMILY



kit maniglie fornito di serie
pullers kit supplied as standard

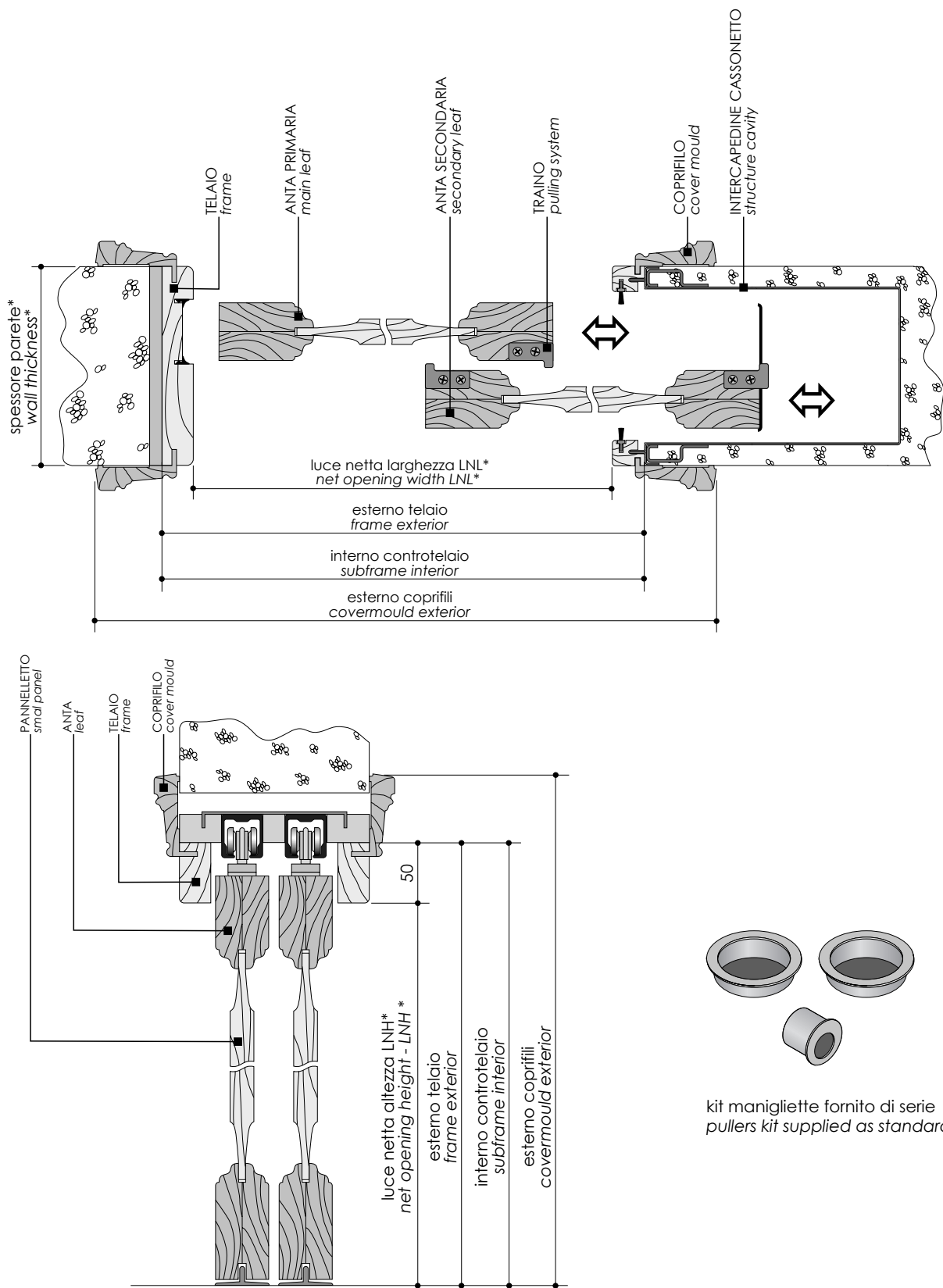



LNH X LNL LUCI NETTE NOMINALI NOMINAL NET OPENINGS	LUCI NETTE REALI ACTUAL NET OPENINGS	ESTERNO TELAI0 FRAME EXTERIOR	INTERNO CONTROTELAIO SUBFRAME INTERIOR	ESTERNO COPRIFILO COVERMOULD EXTERIOR
2000 x 600 + 600	2000 x 1200	2050 x 1250	2050 x 1250	2101.5 x 1373
2000 x 700 + 700	2000 x 1400	2050 x 1450	2050 x 1450	2101.5 x 1573
2000 x 750 + 750	2000 x 1500	2050 x 1550	2050 x 1550	2101.5 x 1623
2000 x 800 + 800	2000 x 1600	2050 x 1650	2050 x 1650	2101.5 x 1773
2000 x 900 + 900	2000 x 1800	2050 x 1850	2050 x 1850	2101.5 x 1973
2100 x 600 + 600	2100 x 1200	2150 x 1250	2150 x 1250	2201.5 x 1373
2100 x 700 + 700	2100 x 1400	2150 x 1450	2150 x 1450	2201.5 x 1573
2100 x 750 + 750	2100 x 1500	2150 x 1550	2150 x 1550	2201.5 x 1623
2100 x 800 + 800	2100 x 1600	2150 x 1650	2150 x 1650	2201.5 x 1773
2100 x 900 + 900	2100 x 1800	2150 x 1850	2150 x 1850	2201.5 x 1973



OPPOSING DOUBLE LEAF FULLY GLAZED INSIDE WALL SLIDING OPENING
APERTURA SCORREVOLE TUTTOVETRO INTERNO MURO A DUE ANTE CONTRAPPOSTE
BALDI - PALADINO - ALFIERI

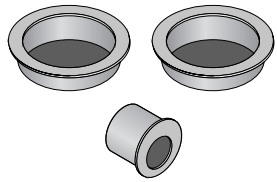
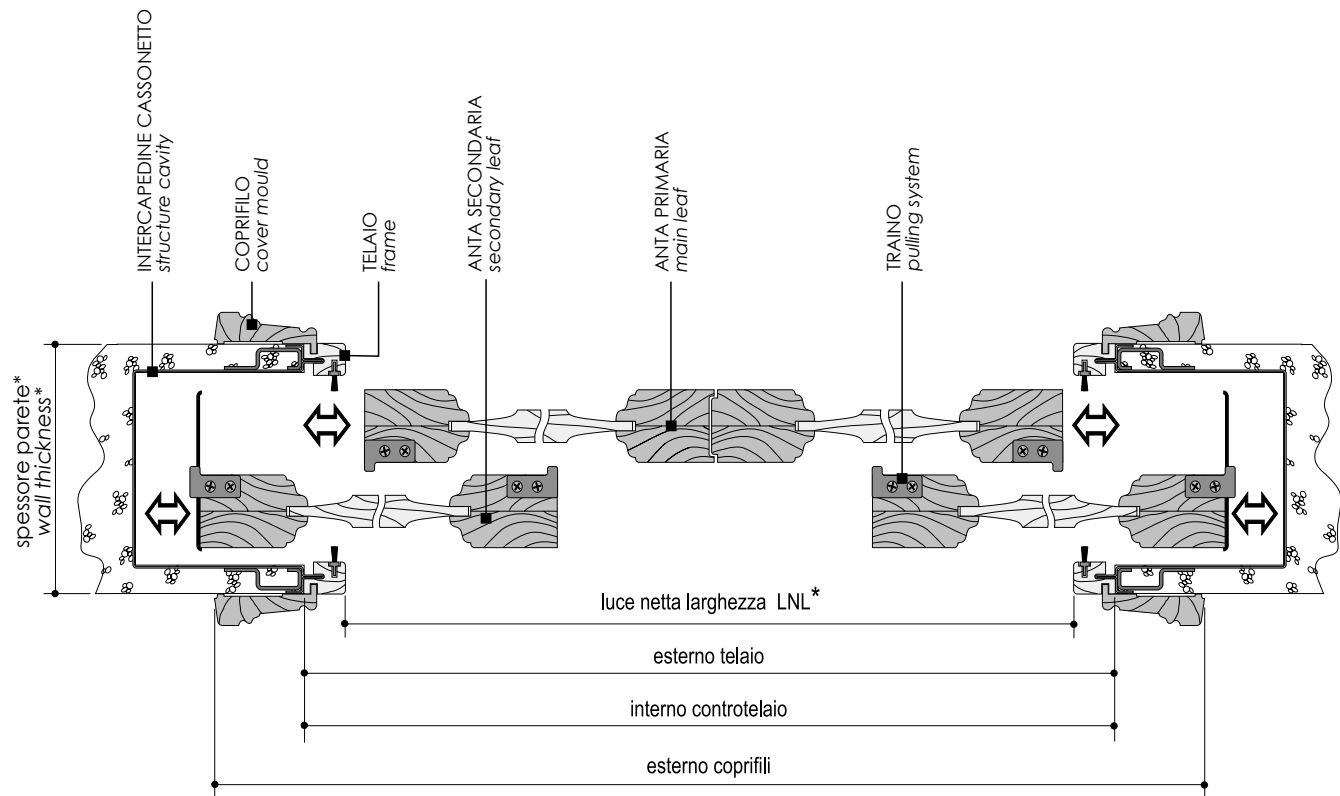
MANTEGNA - TRENDY - DE SIMONE - FASHION - GUARINI - ALFIERI - RICCI - PALADINO - BALDI - CAIROLI
 APERTURA SCORREVOLE INTERNO MURO A DUE ANTE SOVRAPPOSTE SINGOLE
 TWO SINGLE OVERLAPPING LEAVES INSIDE WALL SLIDING OPENING



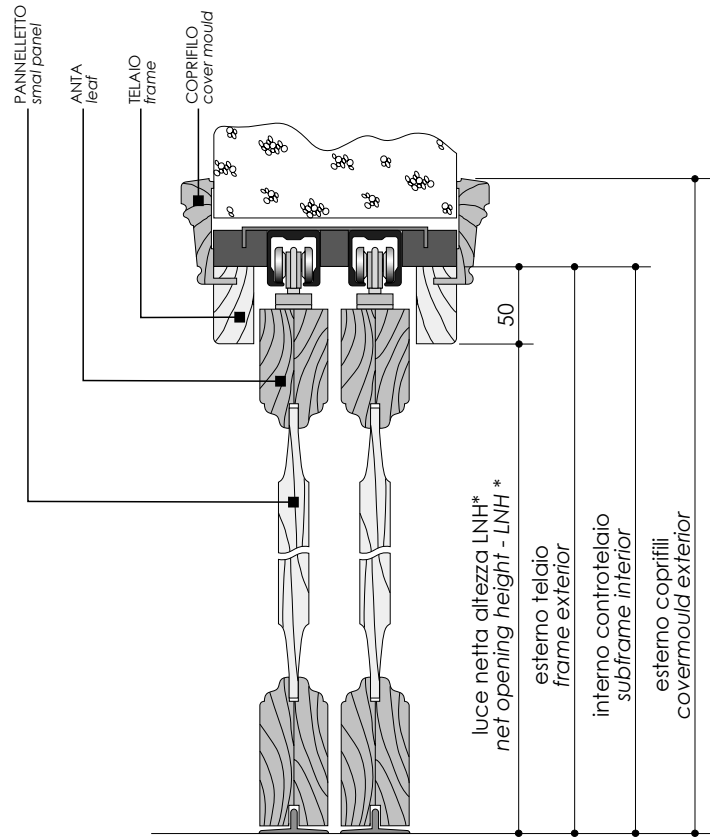
LNH X LNL LUCI NETTE NOMINALI NOMINAL NET OPENINGS	LUCI NETTE REALI ACTUAL NET OPENINGS	ESTERNO TELAIIO FRAME EXTERIOR	INTERNO CONTROTELAIO SUBFRAME INTERIOR	ESTERNO COPRIFILO COVERMOULD EXTERIOR
2000 x 600 + 600	2000 x 1200	2050 x 1250	2050 x 1250	2101.5 x 1373
2000 x 700 + 700	2000 x 1400	2050 x 1450	2050 x 1450	2101.5 x 1573
2000 x 750 + 750	2000 x 1500	2050 x 1550	2050 x 1550	2101.5 x 1623
2000 x 800 + 800	2000 x 1600	2050 x 1650	2050 x 1650	2101.5 x 1773
2000 x 900 + 900	2000 x 1800	2050 x 1850	2050 x 1850	2101.5 x 1973
2100 x 600 + 600	2100 x 1200	2150 x 1250	2150 x 1250	2201.5 x 1373
2100 x 700 + 700	2100 x 1400	2150 x 1450	2150 x 1450	2201.5 x 1573
2100 x 750 + 750	2100 x 1500	2150 x 1550	2150 x 1550	2201.5 x 1623
2100 x 800 + 800	2100 x 1600	2150 x 1650	2150 x 1650	2201.5 x 1773
2100 x 900 + 900	2100 x 1800	2150 x 1850	2150 x 1850	2201.5 x 1973

TUTTI I RIFERIMENTI CON L'ASTERISCO (*) SONO DA INDICARE NELL'ORDINE
 PER LA CONFIGURAZIONE STANDARD CORRETTA TELAIIO / COPRIFILO DI OGNI FAMIGLIA CONSULTARE IL LISTINO
 ALL REFERENCES BEARING THE ASTERISCS (*) MUST BE INDICATED IN THE ORDER
 CONSULT THE PRICELIST FOR THE CORRECT STANDARD CONFIGURATION OF FRAME / COVER MOULD OF EACH FAMILY

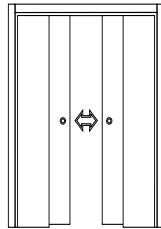
TUTTI I RIFERIMENTI CON L'ASTERISCO (*) SONO DA INDICARE NELL'ORDINE PER LA CONFIGURAZIONE STANDARD CORRETTA TELAIO / COPRIFILO DI OGNI FAMIGLIA CONSULTARE IL LISTINO ALL REFERENCES BEARING THE ASTERISCS (*) MUST BE INDICATED IN THE ORDER CONSULT THE PRICELIST FOR THE CORRECT STANDARD CONFIGURATION OF FRAME / COVER MOULD OF EACH FAMILY



kit maniglie fornito di serie
pullers kit supplied as standard

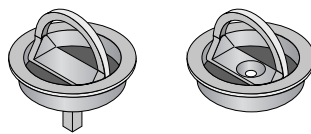
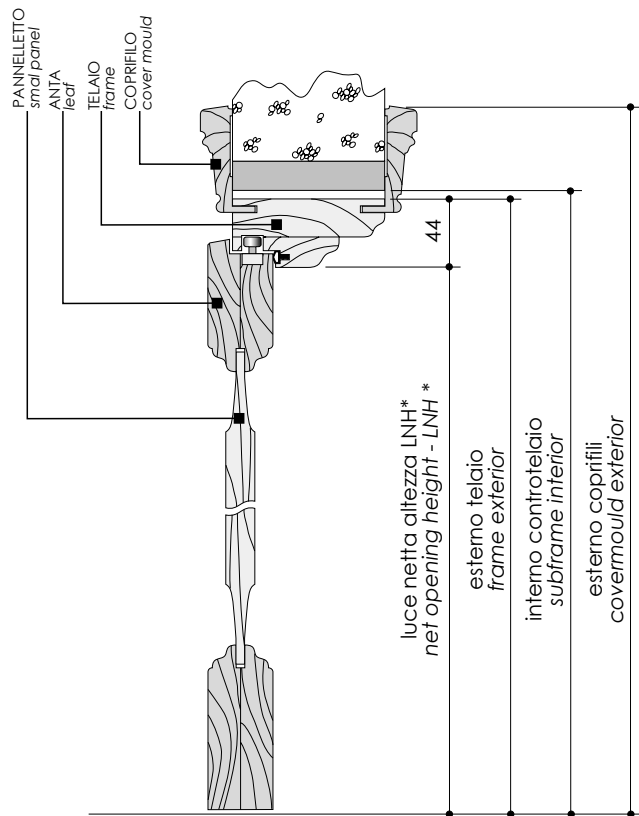
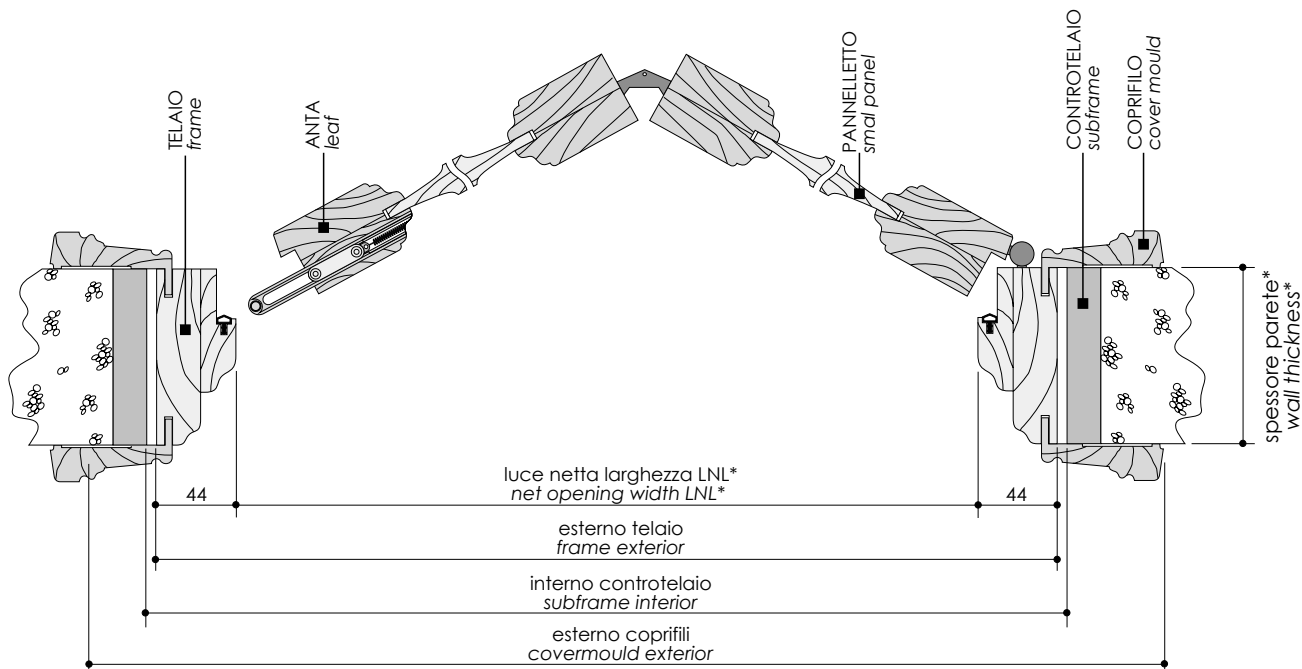



LNH x LNL LUCI NETTE NOMINALI NOMINAL NET OPENINGS	LUCI NETTE REALI ACTUAL NET OPENINGS	ESTERNO TELAIO FRAME EXTERIOR	INTERNO CONTROTELAIO SUBFRAME INTERIOR	ESTERNO COPRIFILO COVERMOULD EXTERIOR
2000 x 600 + 600 + 600 + 600	2000 x 2400	2050 x 2450	2050 x 2450	2101.5 x 2573
2000 x 700 + 700 + 700 + 700	2000 x 2800	2050 x 2850	2050 x 2850	2101.5 x 2973
2000 x 750 + 750 + 750 + 750	2000 x 3000	2050 x 3050	2050 x 3050	2101.5 x 3173
2000 x 800 + 800 + 800 + 800	2000 x 3200	2050 x 3250	2050 x 3250	2101.5 x 3373
2000 x 900 + 900 + 900 + 900	2000 x 3600	2050 x 3650	2050 x 3650	2101.5 x 3773
2100 x 600 + 600 + 600 + 600	2100 x 2400	2150 x 2450	2150 x 2450	2201.5 x 2573
2100 x 700 + 700 + 700 + 700	2100 x 2800	2150 x 2850	2150 x 2850	2201.5 x 2973
2100 x 750 + 750 + 750 + 750	2100 x 3000	2150 x 3050	2150 x 3050	2201.5 x 3173
2100 x 800 + 800 + 800 + 800	2100 x 3200	2150 x 1650	2150 x 3250	2201.5 x 3373
2100 x 900 + 900 + 900 + 900	2100 x 3600	2150 x 1850	2150 x 3650	2201.5 x 3773



TWO DOUBLE OVERLAPPING LEAVES INSIDE WALL SLIDING OPENING
APERTURA SCORREVOLE INTERNO MURO A DUE ANTE SOVRAPPOSTE DOPPIE
MANTEGNA - TRENDY - DE SIMONE - FASHION - GUARINI - RICCI - PALADINO - BALDI - CAIROLI

MANTEGNA - TRENDY - DE SIMONE - FASHION - GUARINI - ALFIERI - RICCI - PALADINO - BALDI - CAIROLI
 APERTURA PIEGHEVOLE AD UN'ANTA
 SINGLE LEAF FOLDING OPENING

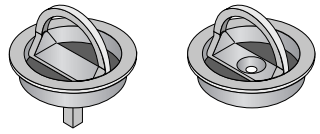
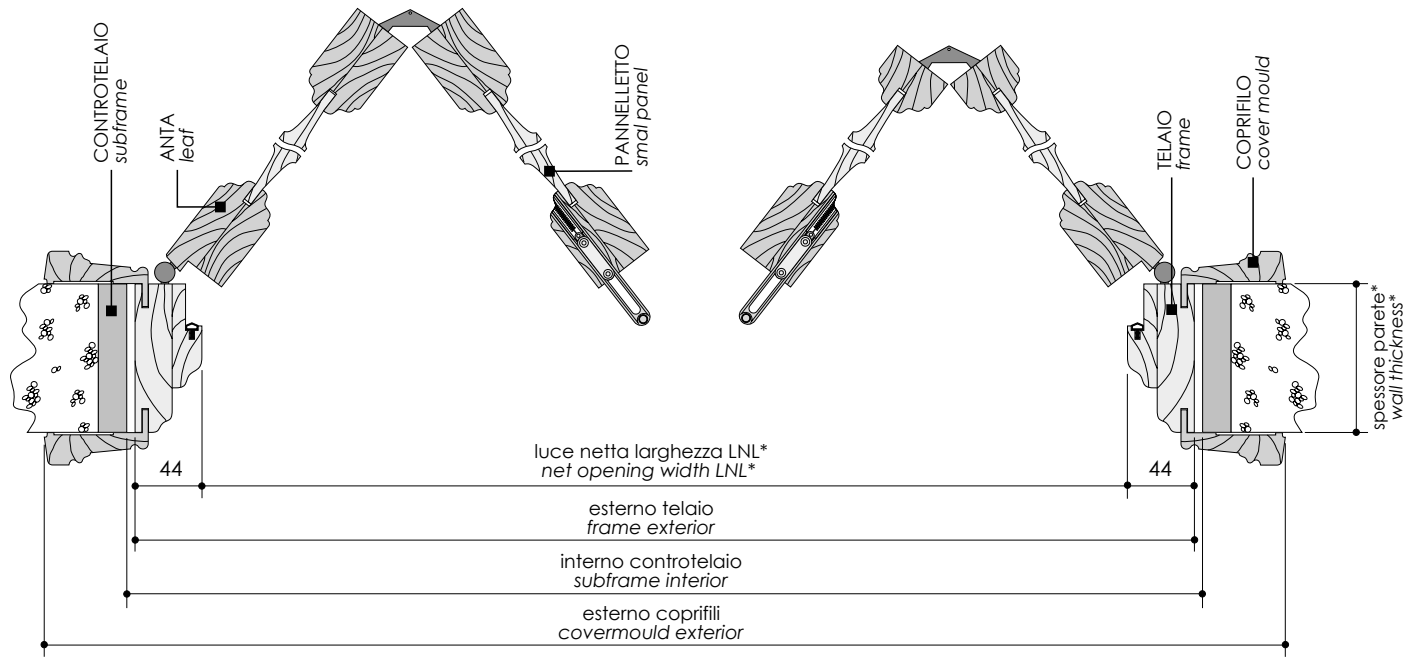


kit maniglie fornito di serie
 pullers kit supplied as standard

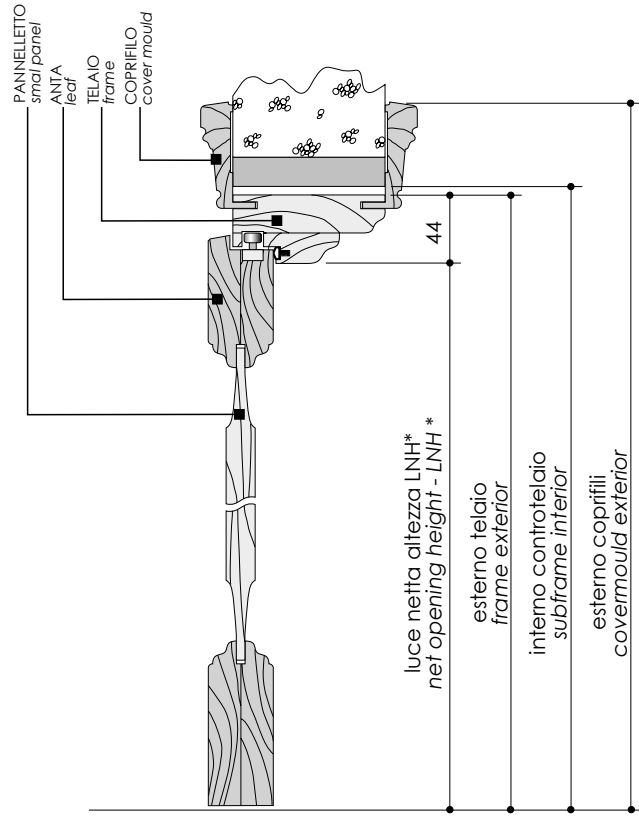
LNH X LNL LUCI NETTE NOMINALI NOMINAL NET OPENINGS	LUCI NETTE REALI ACTUAL NET OPENINGS	ESTERNO TELAILO FRAME EXTERIOR	INTERNO CONTROTELAIO SUBFRAME INTERIOR	ESTERNO COPRIFILO COVERMOULD EXTERIOR
2000 x 600	1996 x 592	2040 x 680	2050 x 700	2101.5 x 803
2000 x 700	1996 x 692	2040 x 780	2050 x 800	2101.5 x 903
2000 x 750	1996 x 742	2040 x 830	2050 x 850	2101.5 x 953
2000 x 800	1996 x 792	2040 x 880	2050 x 900	2101.5 x 1003
2000 x 900	1996 x 892	2040 x 980	2050 x 1000	2101.5 x 1103
2100 x 600	2096 x 592	2140 x 680	2150 x 700	2201.5 x 803
2100 x 700	2096 x 692	2140 x 780	2150 x 800	2201.5 x 903
2100 x 750	2096 x 742	2140 x 830	2150 x 850	2201.5 x 953
2100 x 800	2096 x 792	2140 x 880	2150 x 900	2201.5 x 1003
2100 x 900	2096 x 892	2140 x 980	2150 x 1000	2201.5 x 1103

TUTTI I RIFERIMENTI CON L'ASTERISCO (*) SONO DA INDICARE NELL'ORDINE
 PER LA CONFIGURAZIONE STANDARD CORRETTA TELAILO / COPRIFILO DI OGNI FAMIGLIA CONSULTARE IL LISTINO
 ALL REFERENCES BEARING THE ASTERISCS (*) MUST BE INDICATED IN THE ORDER
 CONSULT THE PRICELIST FOR THE CORRECT STANDARD CONFIGURATION OF FRAME / COVER MOULD OF EACH FAMILY

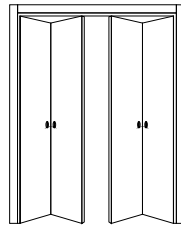
TUTTI I RIFERIMENTI CON L'ASTERISCO (*) SONO DA INDICARE NELL'ORDINE PER LA CONFIGURAZIONE STANDARD CORRETTA TELAI0 / COPRIFILO DI OGNI FAMIGLIA CONSULTARE IL LISTINO ALL REFERENCES BEARING THE ASTERISCS (*) MUST BE INDICATED IN THE ORDER CONSULT THE PRICELIST FOR THE CORRECT STANDARD CONFIGURATION OF FRAME / COVER MOULD OF EACH FAMILY



kit maniglie fornito di serie
pullers kit supplied as standard

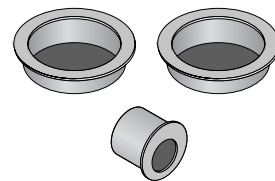
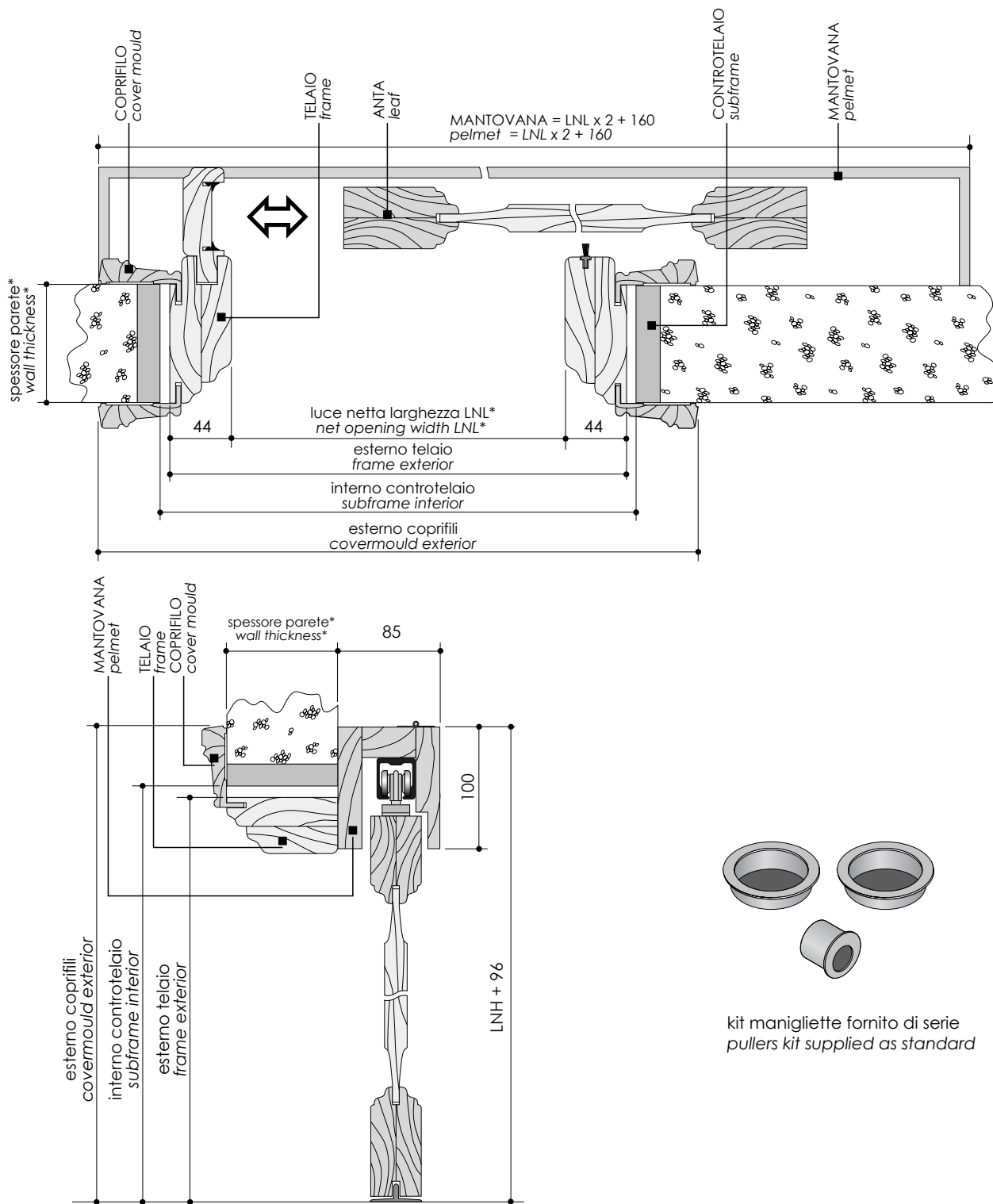
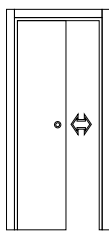
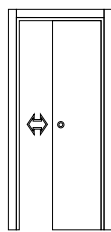


LNH X LNL LUCI NETTE NOMINALI NOMINAL NET OPENINGS	LUCI NETTE REALI ACTUAL NET OPENINGS	ESTERNO TELAI0 FRAME EXTERIOR	INTERNO CONTROTELAIO SUBFRAME INTERIOR	ESTERNO COPRIFILO COVERMOULD EXTERIOR
2000 x 600 + 600	1996 x 1192	2040 x 1280	2050 x 1300	2101.5 x 1403
2000 x 700 + 700	1996 x 1392	2040 x 1480	2050 x 1500	2101.5 x 1603
2000 x 750 + 750	1996 x 1492	2040 x 1580	2050 x 1600	2101.5 x 1703
2000 x 800 + 800	1996 x 1592	2040 x 1680	2050 x 1700	2101.5 x 1803
2000 x 900 + 900	1996 x 1792	2040 x 1880	2050 x 1900	2101.5 x 2003
2100 x 600 + 600	2096 x 1192	2140 x 1280	2150 x 1300	2201.5 x 1403
2100 x 700 + 700	2096 x 1392	2140 x 1480	2150 x 1500	2201.5 x 1603
2100 x 750 + 750	2096 x 1492	2140 x 1580	2150 x 1600	2201.5 x 1703
2100 x 800 + 800	2096 x 1592	2140 x 1680	2150 x 1700	2201.5 x 1803
2100 x 900 + 900	2096 x 1792	2140 x 1880	2150 x 1900	2201.5 x 2003



DOUBLE LEAF FOLDING OPENING
APERTURA PIEGHEVOLE A DUE ANTE
MANTEGNA - TRENDY - DE SIMONE - FASHION - GUARINI - ALFIERI - RICCI - PALADINO - BALDI - CAIROLI

MANTEGNA - TRENDY - DE SIMONE - FASHION - GUARINI - ALFIERI - RICCI - PALADINO - BALDI - CAIROLI
 APERTURA SCORREVOLE ESTERNO MURO AD UN'ANTA
 SINGLE LEAF OUTSIDE WALL SLIDING OPENING



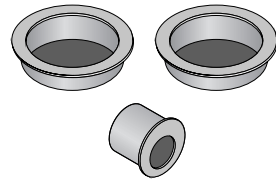
kit maniglie fornito di serie
 pullers kit supplied as standard

LNH X LNL LUCI NETTE NOMINALI NOMINAL NET OPENINGS	LUCI NETTE REALI ACTUAL NET OPENINGS	ESTERNO TELAIO FRAME EXTERIOR	INTERNO CONTROTELAIO SUBFRAME INTERIOR	ESTERNO COPRIFILO COVERMOULD EXTERIOR
2000 x 600	1996 x 592	2040 x 680	2050 x 700	2101.5 x 803
2000 x 700	1996 x 692	2040 x 780	2050 x 800	2101.5 x 903
2000 x 750	1996 x 742	2040 x 830	2050 x 850	2101.5 x 953
2000 x 800	1996 x 792	2040 x 880	2050 x 900	2101.5 x 1003
2000 x 900	1996 x 892	2040 x 980	2050 x 1000	2101.5 x 1103
2100 x 600	2096 x 592	2140 x 680	2150 x 700	2201.5 x 803
2100 x 700	2096 x 692	2140 x 780	2150 x 800	2201.5 x 903
2100 x 750	2096 x 742	2140 x 830	2150 x 850	2201.5 x 953
2100 x 800	2096 x 792	2140 x 880	2150 x 900	2201.5 x 1003
2100 x 900	2096 x 892	2140 x 980	2150 x 1000	2201.5 x 1103

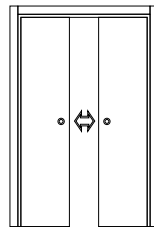
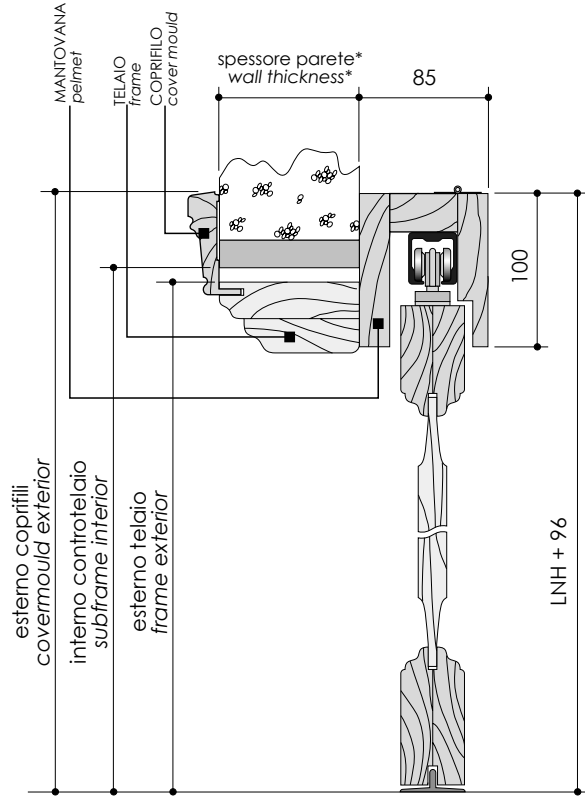
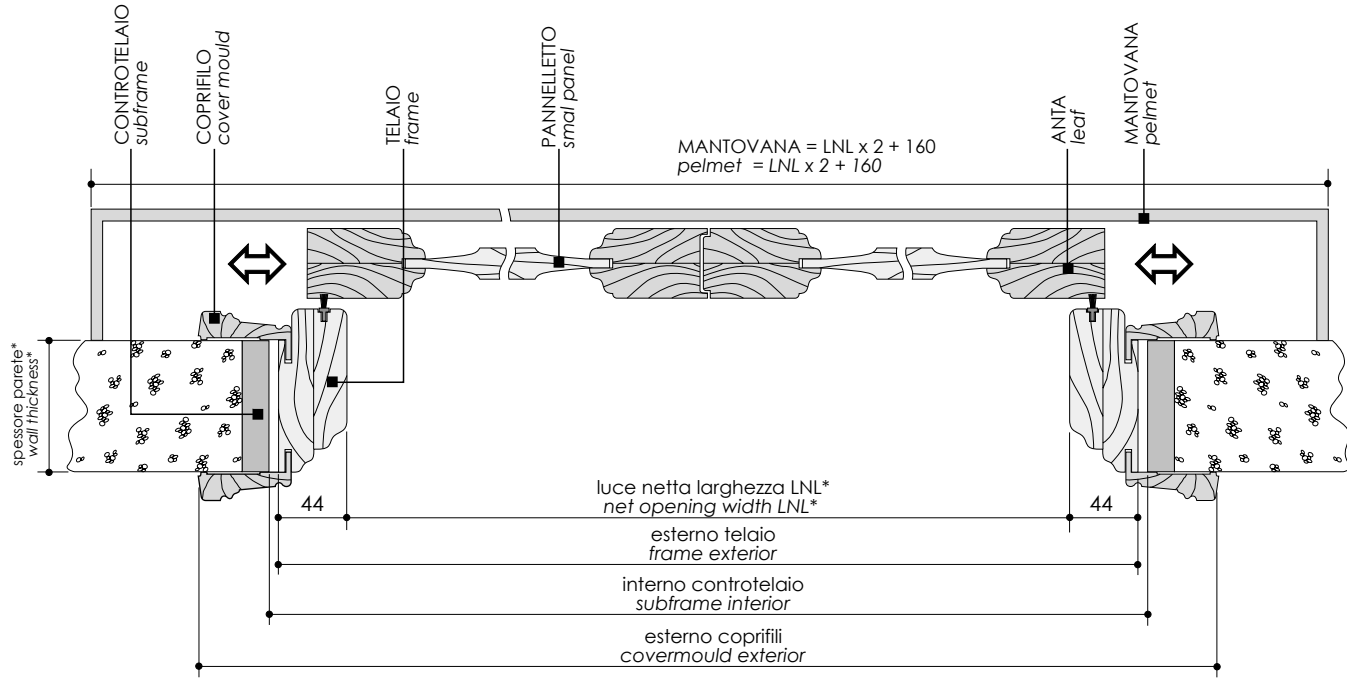
TUTTI I RIFERIMENTI CON L'ASTERISCO (*) SONO DA INDICARE NELL'ORDINE
 PER LA CONFIGURAZIONE STANDARD CORRETTA TELAIO / COPRIFILO DI OGNI FAMIGLIA CONSULTARE IL LISTINO
 ALL REFERENCES BEARING THE ASTERISCS (*) MUST BE INDICATED IN THE ORDER
 CONSULT THE PRICELIST FOR THE CORRECT STANDARD CONFIGURATION OF FRAME / COVER MOULD OF EACH FAMILY

TUTTI I RIFERIMENTI CON L'ASTERISCO (*) SONO DA INDICARE NELL'ORDINE PER LA CONFIGURAZIONE STANDARD CORRETTA. TELAIIO / COPRIFILO DI OGNI FAMIGLIA CONSULTARE IL LISTINO. ALL REFERENCES BEARING THE ASTERISCS (*) MUST BE INDICATED IN THE ORDER CONSULT THE PRICELIST FOR THE CORRECT STANDARD CONFIGURATION OF FRAME / COVER MOULD OF EACH FAMILY.

LNH X LNL LUCI NETTE NOMINALI NOMINAL NET OPENINGS	LUCI NETTE REALI ACTUAL NET OPENINGS	ESTERNO TELAIIO FRAME EXTERIOR	INTERNO CONTROTELAIO SUBFRAME INTERIOR	ESTERNO COPRIFILO COVERMOULD EXTERIOR
2000 x 600	1996 x 592	2040 x 680	2050 x 700	2101.5 x 803
2000 x 700	1996 x 692	2040 x 780	2050 x 800	2101.5 x 903
2000 x 750	1996 x 742	2040 x 830	2050 x 850	2101.5 x 953
2000 x 800	1996 x 792	2040 x 880	2050 x 900	2101.5 x 1003
2000 x 900	1996 x 892	2040 x 980	2050 x 1000	2101.5 x 1103
2100 x 600	2096 x 592	2140 x 680	2150 x 700	2201.5 x 803
2100 x 700	2096 x 692	2140 x 780	2150 x 800	2201.5 x 903
2100 x 750	2096 x 742	2140 x 830	2150 x 850	2201.5 x 953
2100 x 800	2096 x 792	2140 x 880	2150 x 900	2201.5 x 1003
2100 x 900	2096 x 892	2140 x 980	2150 x 1000	2201.5 x 1103

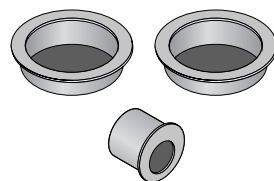
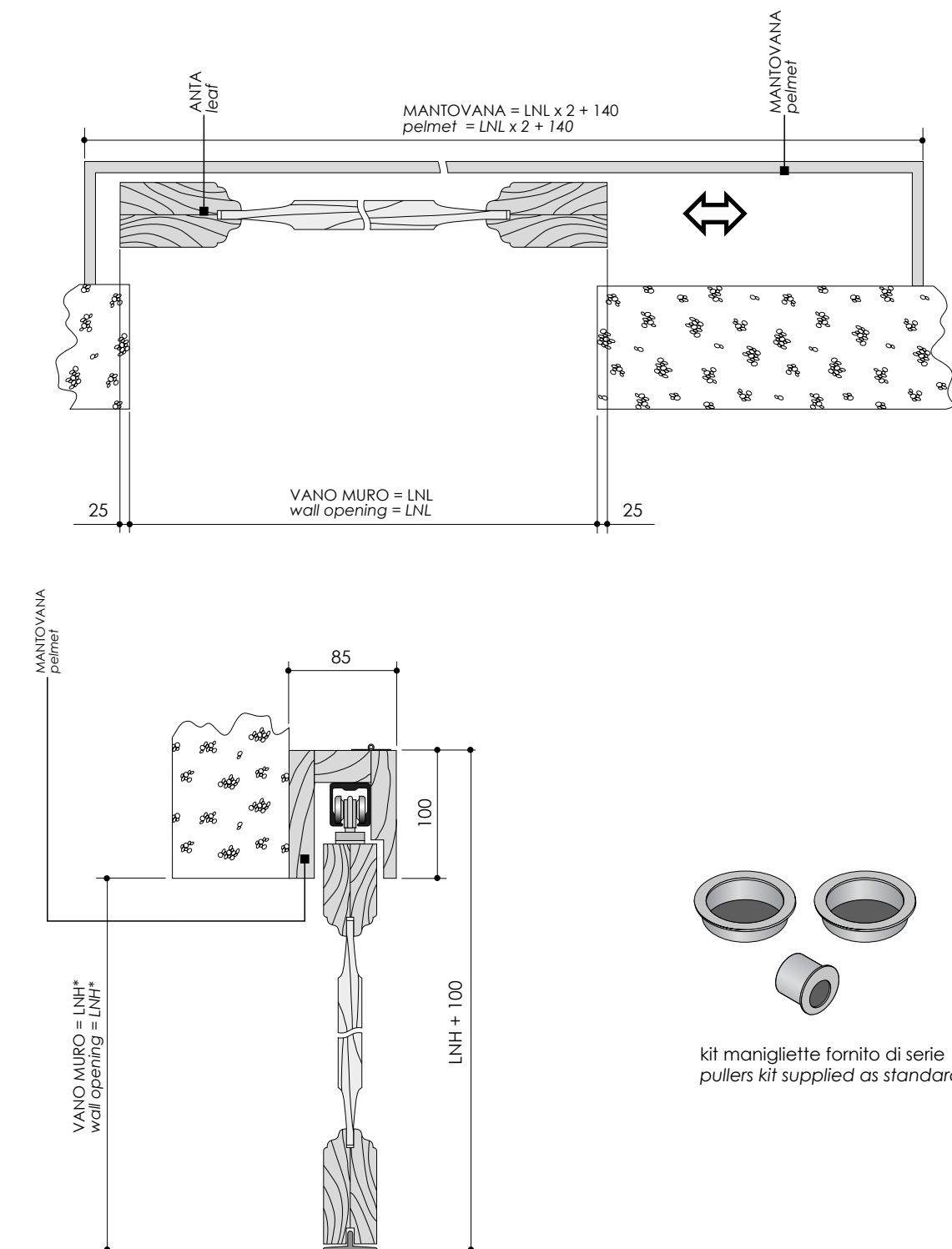



kit maniglie fornito di serie
pullers kit supplied as standard



OPPOSING DOUBLE LEAF OUTSIDE WALL SLIDING OPENING
APERTURA SCORREVOLE ESTERNO MURO A DUE ANTE CONTRAPPOSTE
MANTEGNA - TRENDY - DE SIMONE - FASHION - GUARINI - RICCI - PALADINO - BALDI - CAIROLI

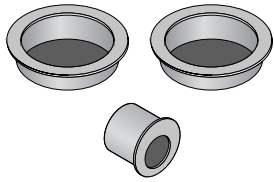
MANTEGNA - TRENDY - DE SIMONE - FASHION - GUARINI - ALFIERI - RICCI - PALADINO - BALDI - CAIROLI
APERTURA SCORREVOLE ESTERNO MURO AD UN'ANTA CON MANTOVANA MA SENZA TELAIO
LEAF WITH PELMET AND NO FRAME OUTSIDE WALL SLIDING OPENING



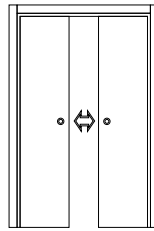
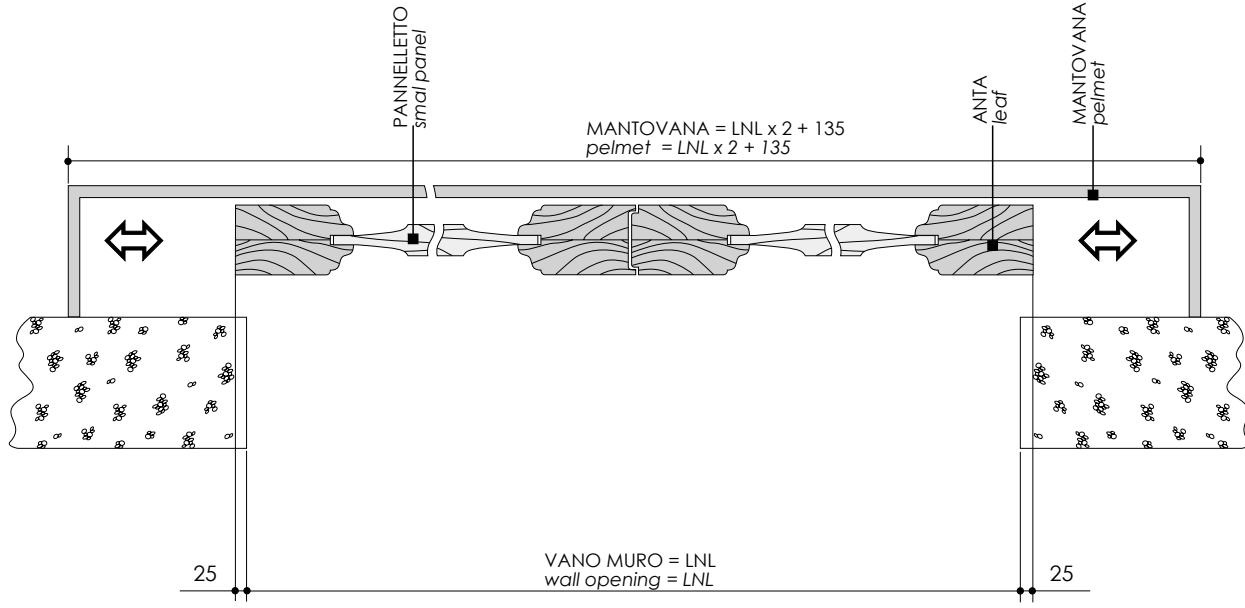
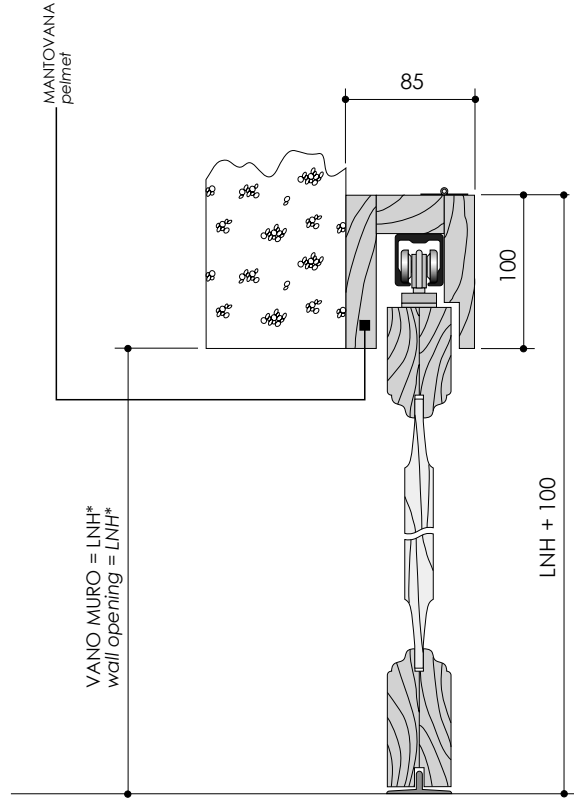
kit maniglie fornito di serie
 pullers kit supplied as standard

TUTTI I RIFERIMENTI CON L'ASTERISCO (*) SONO DA INDICARE NELL'ORDINE
 PER LA CONFIGURAZIONE STANDARD CORRETTA TELAIO / COPRIFILDI OGNI FAMIGLIA CONSULTARE IL LISTINO
 ALL REFERENCES BEARING THE ASTERISCS (*) MUST BE INDICATED IN THE ORDER
 CONSULT THE PRICELIST FOR THE CORRECT STANDARD CONFIGURATION OF FRAME / COVER MOULD OF EACH FAMILY

TUTTI I RIFERIMENTI CON L'ASTERISCO (*) SONO DA INDICARE NELL'ORDINE
 PER LA CONFIGURAZIONE STANDARD CORRETTA TELAIO / COPRIFILO DI OGNI FAMIGLIA CONSULTARE IL LISTINO
 ALL REFERENCES BEARING THE ASTERISCS (*) MUST BE INDICATED IN THE ORDER
 CONSULT THE PRICELIST FOR THE CORRECT STANDARD CONFIGURATION OF FRAME / COVER MOULD OF EACH FAMILY

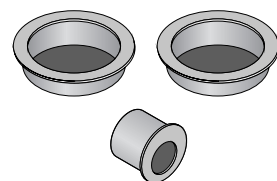
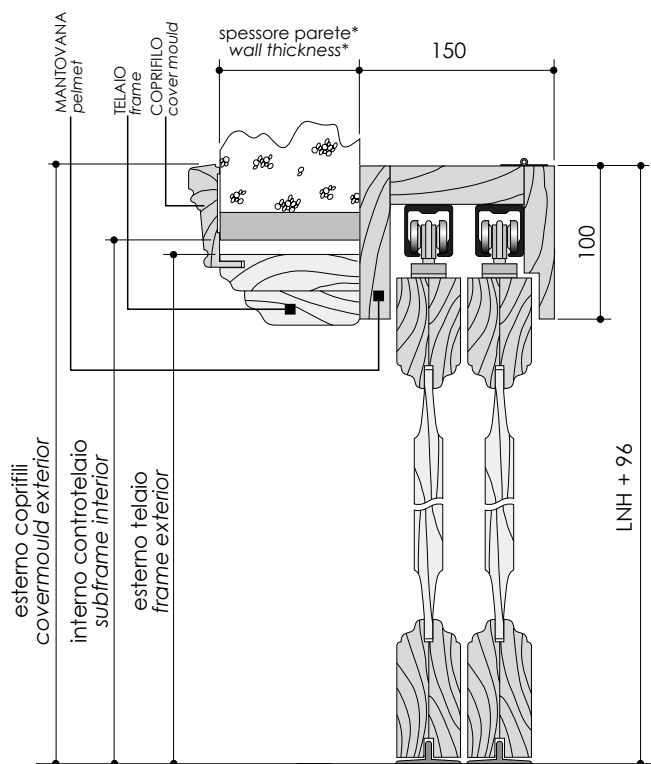
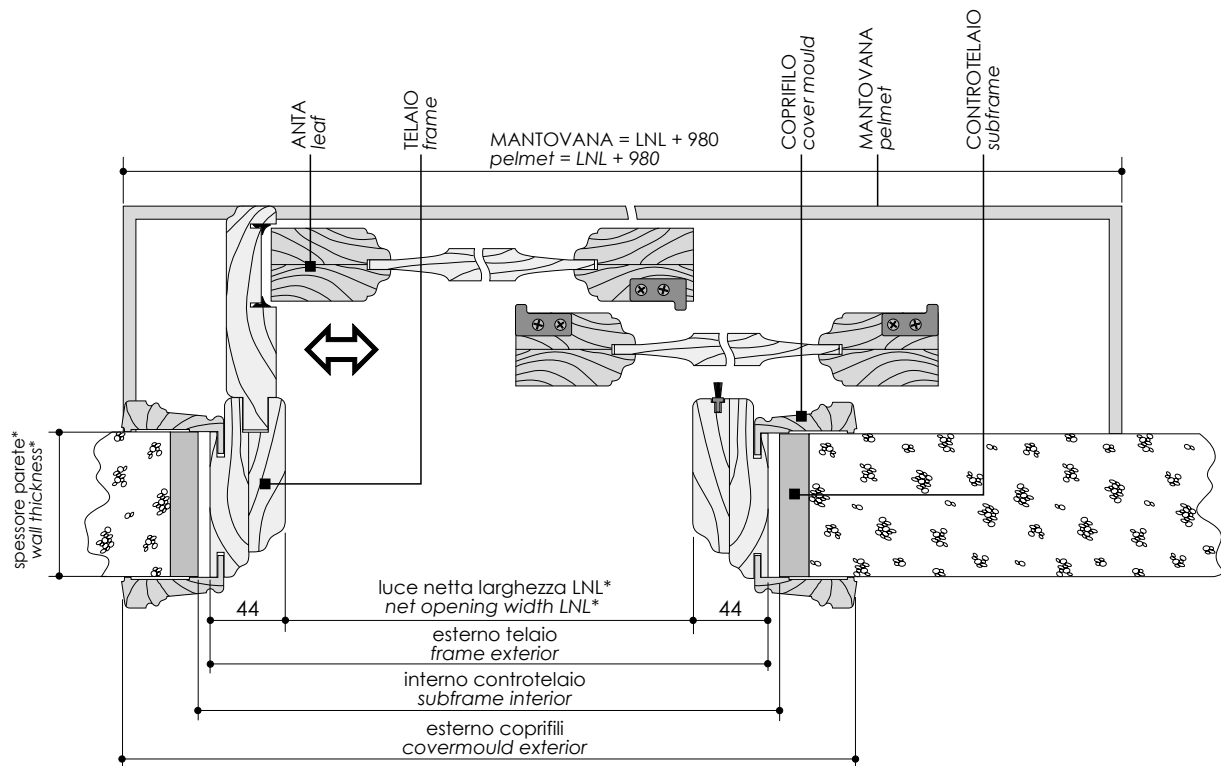



kit maniglie fornito di serie
 pullers kit supplied as standard



DOUBLE OPPOSING LEAVES WITH PELMET AND NO FRAME OUTSIDE WALL SLIDING OPENING
 APERTURA SCORREVOLE ESTERNO MURO A DUE ANTE CONTRAPPOSTE CON MANTOVANA MA SENZA TELAIO
 MANTEGNA - TRENDY - DE SIMONE - FASHION - GUARINI - ALFIERI - RICCI - PALADINO - BALDI - CAIROLI

MANTEGNA - TRENDY - DE SIMONE - FASHION - GUARINI - ALFIERI - RICCI - PALADINO - BALDI - CAIROLI
 APERTURA SCORREVOLE ESTERNO MURO A DUE ANTE SOVRAPPOSTE SINGOLE
 TWO SINGLE OVERLAPPING LEAVES OUTSIDE WALL SLIDING OPENING

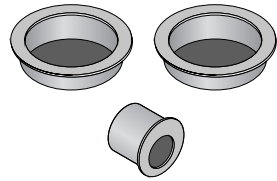
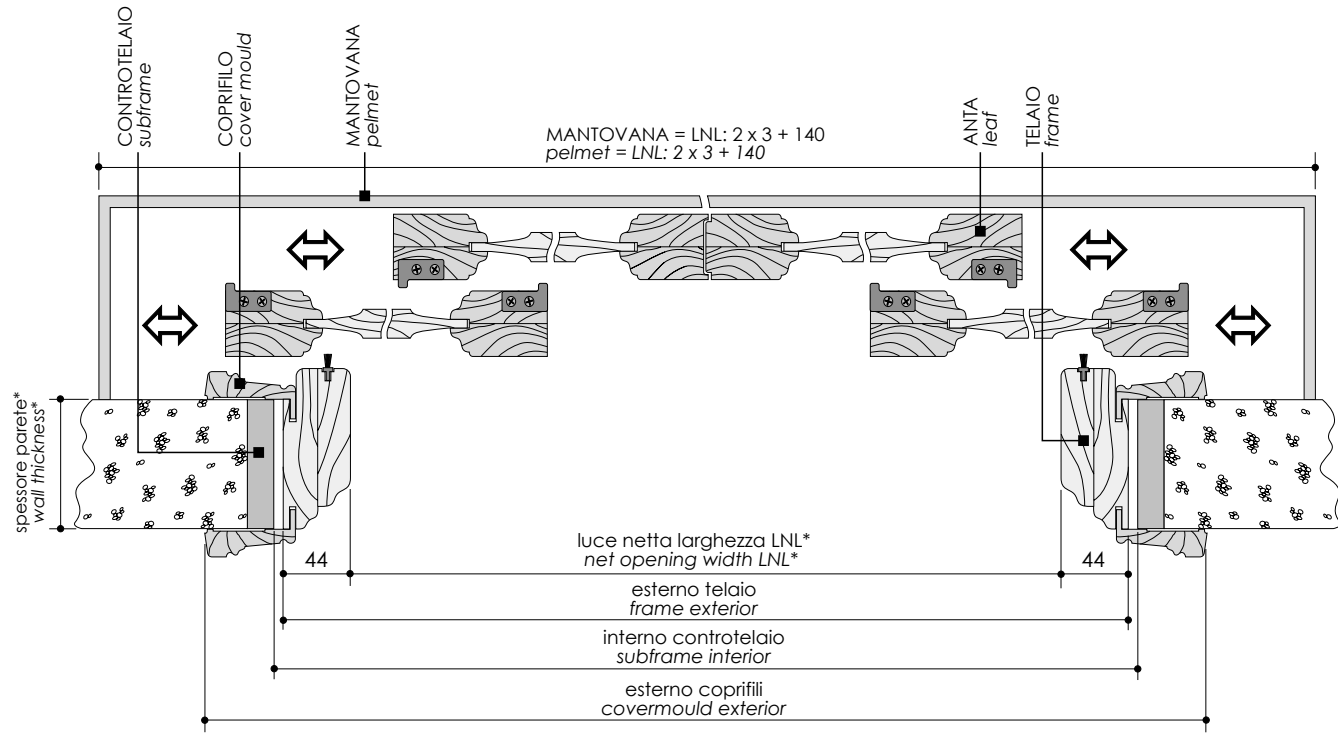


kit maniglie fornito di serie
 pullers kit supplied as standard

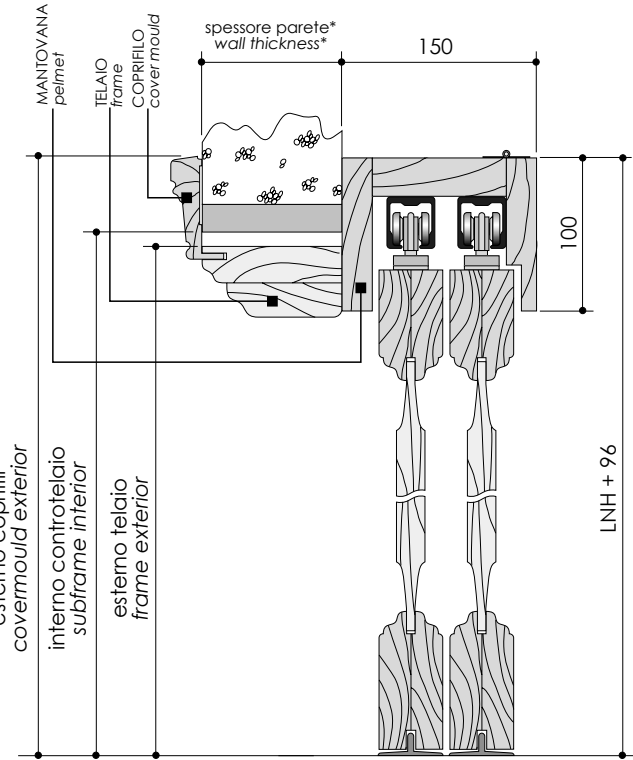
LNH X LNL LUCI NETTE NOMINALI NOMINAL NET OPENINGS	LUCI NETTE REALI ACTUAL NET OPENINGS	ESTERNO TELAIO FRAME EXTERIOR	INTERNO CONTROTELAIO SUBFRAME INTERIOR	ESTERNO COPRIFILO COVERMOULD EXTERIOR
2000 x 600 + 600	1996 x 1192	2040 x 1280	2050 x 1300	2101.5 x 1403
2000 x 700 + 700	1996 x 1392	2040 x 1480	2050 x 1500	2101.5 x 1603
2000 x 750 + 750	1996 x 1492	2040 x 1580	2050 x 1600	2101.5 x 1703
2000 x 800 + 800	1996 x 1592	2040 x 1680	2050 x 1700	2101.5 x 1803
2000 x 900 + 900	1996 x 1792	2040 x 1880	2050 x 1900	2101.5 x 2003
2100 x 600 + 600	2096 x 1192	2140 x 1280	2150 x 1300	2201.5 x 1403
2100 x 700 + 700	2096 x 1392	2140 x 1480	2150 x 1500	2201.5 x 1603
2100 x 750 + 750	2096 x 1492	2140 x 1580	2150 x 1600	2201.5 x 1703
2100 x 800 + 800	2096 x 1592	2140 x 1680	2150 x 1700	2201.5 x 1803
2100 x 900 + 900	2096 x 1792	2140 x 1880	2150 x 1900	2201.5 x 2003

TUTTI I RIFERIMENTI CON L' ASTERISCO (*) SONO DA INDICARE NELL' ORDINE
 PER LA CONFIGURAZIONE STANDARD CORRETTA TELAIO / COPRIFILO DI OGNI FAMIGLIA CONSULTARE IL LISTINO
 ALL REFERENCES BEARING THE ASTERISCS (*) MUST BE INDICATED IN THE ORDER
 CONSULT THE PRICELIST FOR THE CORRECT STANDARD CONFIGURATION OF FRAME / COVER MOULD OF EACH FAMILY

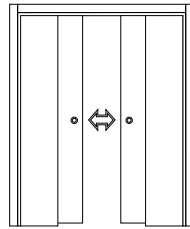
TUTTI I RIFERIMENTI CON L'ASTERISCO (*) SONO DA INDICARE NELL'ORDINE PER LA CONFIGURAZIONE STANDARD CORRETTA TELAIO / COPRIFILO DI OGNI FAMIGLIA CONSULTARE IL LISTINO ALL REFERENCES BEARING THE ASTERISCS (*) MUST BE INDICATED IN THE ORDER CONSULT THE PRICELIST FOR THE CORRECT STANDARD CONFIGURATION OF FRAME / COVER MOULD OF EACH FAMILY



kit maniglie fornito di serie
pullers kit supplied as standard

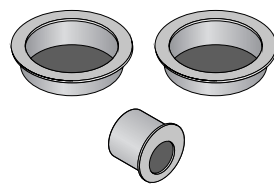
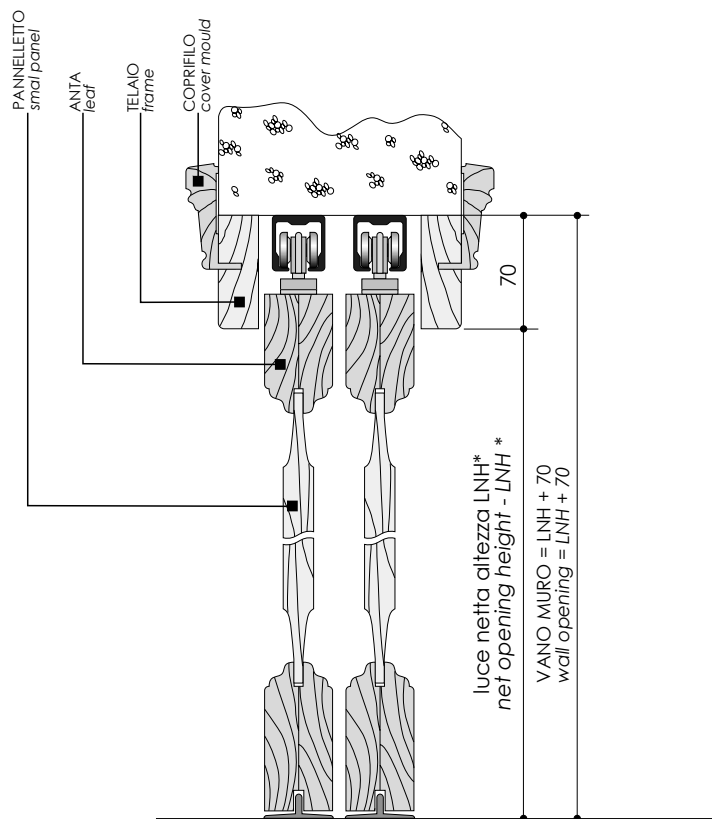
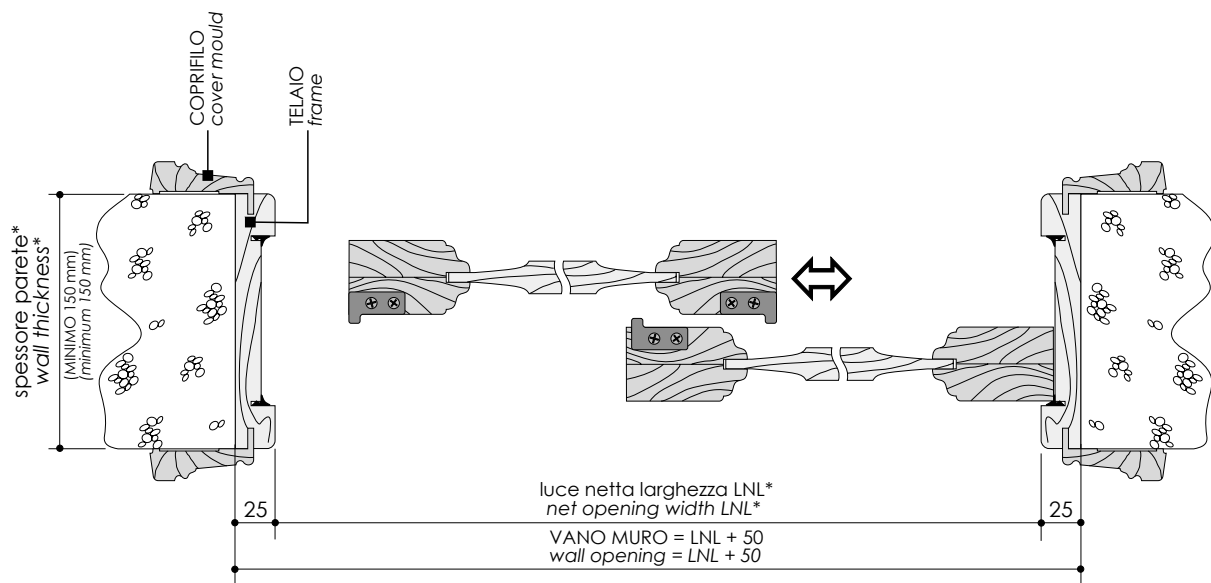



LNH X LNL LUCI NETTE NOMINALI NOMINAL NET OPENINGS	LUCI NETTE REALI ACTUAL NET OPENINGS	ESTERNO TELAIO FRAME EXTERIOR	INTERNO CONTROTELAIO SUBFRAME INTERIOR	ESTERNO COPRIFILO COVERMOULD EXTERIOR
2000 x 600 + 600 + 600 + 600	1996 x 2392	2040 x 2480	2050 x 2500	2101.5 x 2603
2000 x 700 + 700 + 700 + 700	1996 x 2792	2040 x 2880	2050 x 2900	2101.5 x 3003
2000 x 750 + 750 + 750 + 750	1996 x 2992	2040 x 3080	2050 x 3100	2101.5 x 3203
2000 x 800 + 800 + 800 + 800	1996 x 3192	2040 x 3280	2050 x 3300	2101.5 x 3403
2000 x 900 + 900 + 900 + 900	1996 x 3592	2040 x 3680	2050 x 3700	2101.5 x 3803
2100 x 600 + 600 + 600 + 600	2096 x 2392	2140 x 2480	2150 x 2500	2201.5 x 2603
2100 x 700 + 700 + 700 + 700	2096 x 2792	2140 x 2880	2150 x 2900	2201.5 x 3003
2100 x 750 + 750 + 750 + 750	2096 x 2992	2140 x 3080	2150 x 3100	2201.5 x 3203
2100 x 800 + 800 + 800 + 800	2096 x 3192	2140 x 3280	2150 x 3300	2201.5 x 3403
2100 x 900 + 900 + 900 + 900	2096 x 3592	2140 x 3680	2150 x 3700	2201.5 x 3803



TWO DOUBLE OVERLAPPING LEAVES OUTSIDE WALL SLIDING OPENING
APERTURA SCORREVOLE ESTERNO MURO A DUE ANTE SOVRAPPOSTE DOPPIE
CAIROLI - BALDI - PALADINO - ALFIERI - RICCI - GUARINI - TONELLI - DE SIMONE

MANTEGNA - TRENDY - DE SIMONE - FASHION - GUARINI - ALFIERI - RICCI - PALADINO - BALDI - CAIROLI
 APERTURA SCORREVOLE "NEL MURO" A DUE ANTE
 DOUBLE LEAF INSIDE WALL SLIDING OPENING



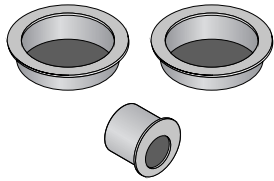
kit maniglie fornite di serie
pullers kit supplied as standard

LNH x LNL LUCI NETTE NOMINALI NOMINAL NET OPENINGS	VANO MURO ALTEZZA x LARGHEZZA WALL OPENING HEIGHT x WIDTH
2000 x 600 + 600	2070 x 1250
2000 x 700 + 700	2070 x 1450
2000 x 750 + 750	2070 x 1550
2000 x 800 + 800	2070 x 1650
2000 x 900 + 900	2070 x 1850
2100 x 600 + 600	2170 x 1250
2100 x 700 + 700	2170 x 1450
2100 x 750 + 750	2170 x 1550
2100 x 800 + 800	2170 x 1650
2100 x 900 + 900	2170 x 1850

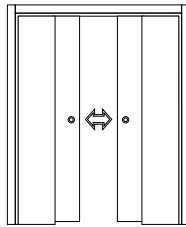
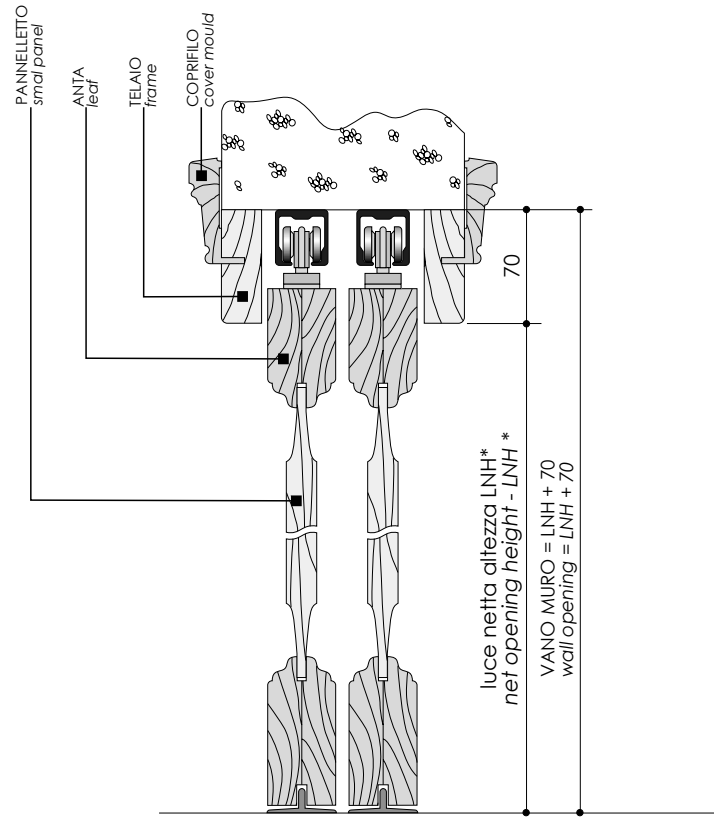
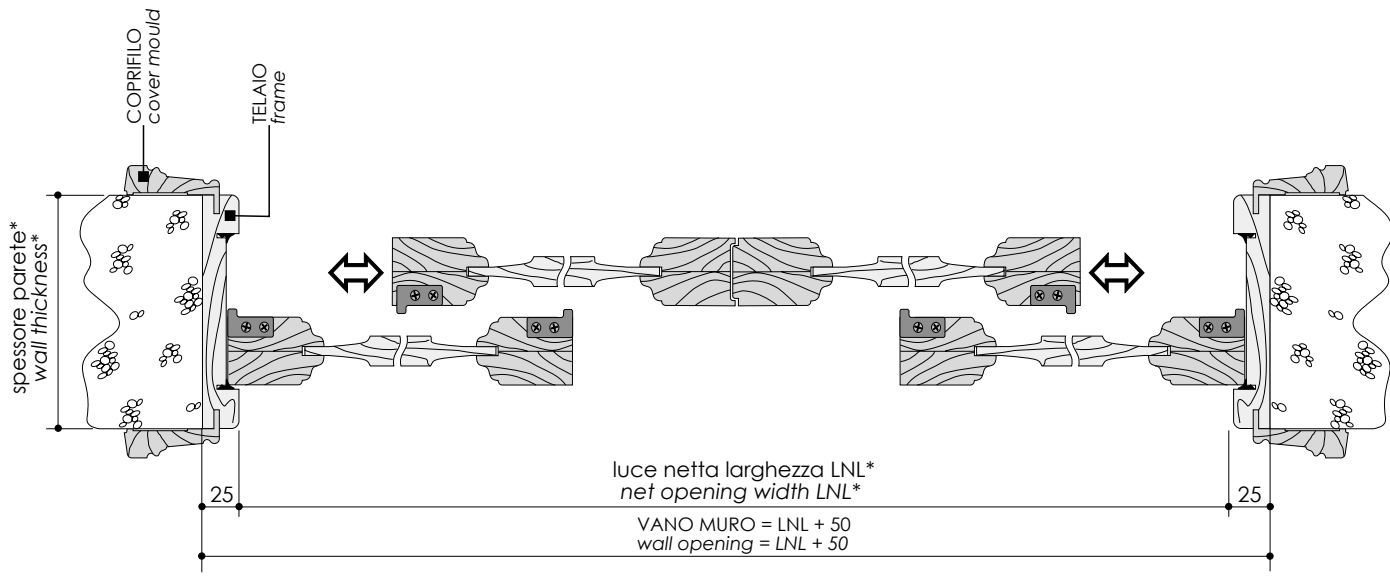
TUTTI I RIFERIMENTI CON L'ASTERISCO (*) SONO DA INDICARE NELL'ORDINE
 PER LA CONFIGURAZIONE STANDARD CORRETTA TELAI / COPRIFILO DI OGNI FAMIGLIA CONSULTARE IL LISTINO
 ALL REFERENCES BEARING THE ASTERISCS (*) MUST BE INDICATED IN THE ORDER
 CONSULT THE PRICELIST FOR THE CORRECT STANDARD CONFIGURATION OF FRAME / COVER MOULD OF EACH FAMILY

TUTTI I RIFERIMENTI CON L'ASTERISCO (*) SONO DA INDICARE NELL'ORDINE PER LA CONFIGURAZIONE STANDARD CORRETTA TELAI / COPRIFILO DI OGNI FAMIGLIA CONSULTARE IL LISTINO ALL REFERENCES BEARING THE ASTERISCS (*) MUST BE INDICATED IN THE ORDER CONSULT THE PRICELIST FOR THE CORRECT STANDARD CONFIGURATION OF FRAME / COVER MOULD OF EACH FAMILY

LNH X LNL LUCI NETTE NOMINALI NOMINAL NET OPENINGS	VANO MURO ALTEZZA X LARGHEZZA WALL OPENING HEIGHT X WIDTH
2000 x 600 + 600 + 600 + 600	2070 x 2450
2000 x 700 + 700 + 700 + 700	2070 x 2850
2000 x 750 + 750 + 750 + 750	2070 x 3050
2000 x 800 + 800 + 800 + 800	2070 x 3250
2000 x 900 + 900 + 900 + 900	2070 x 3650
2100 x 600 + 600 + 600 + 600	2170 x 2450
2100 x 700 + 700 + 700 + 700	2170 x 2850
2100 x 750 + 750 + 750 + 750	2170 x 3050
2100 x 800 + 800 + 800 + 800	2170 x 3250
2100 x 900 + 900 + 900 + 900	2170 x 3650

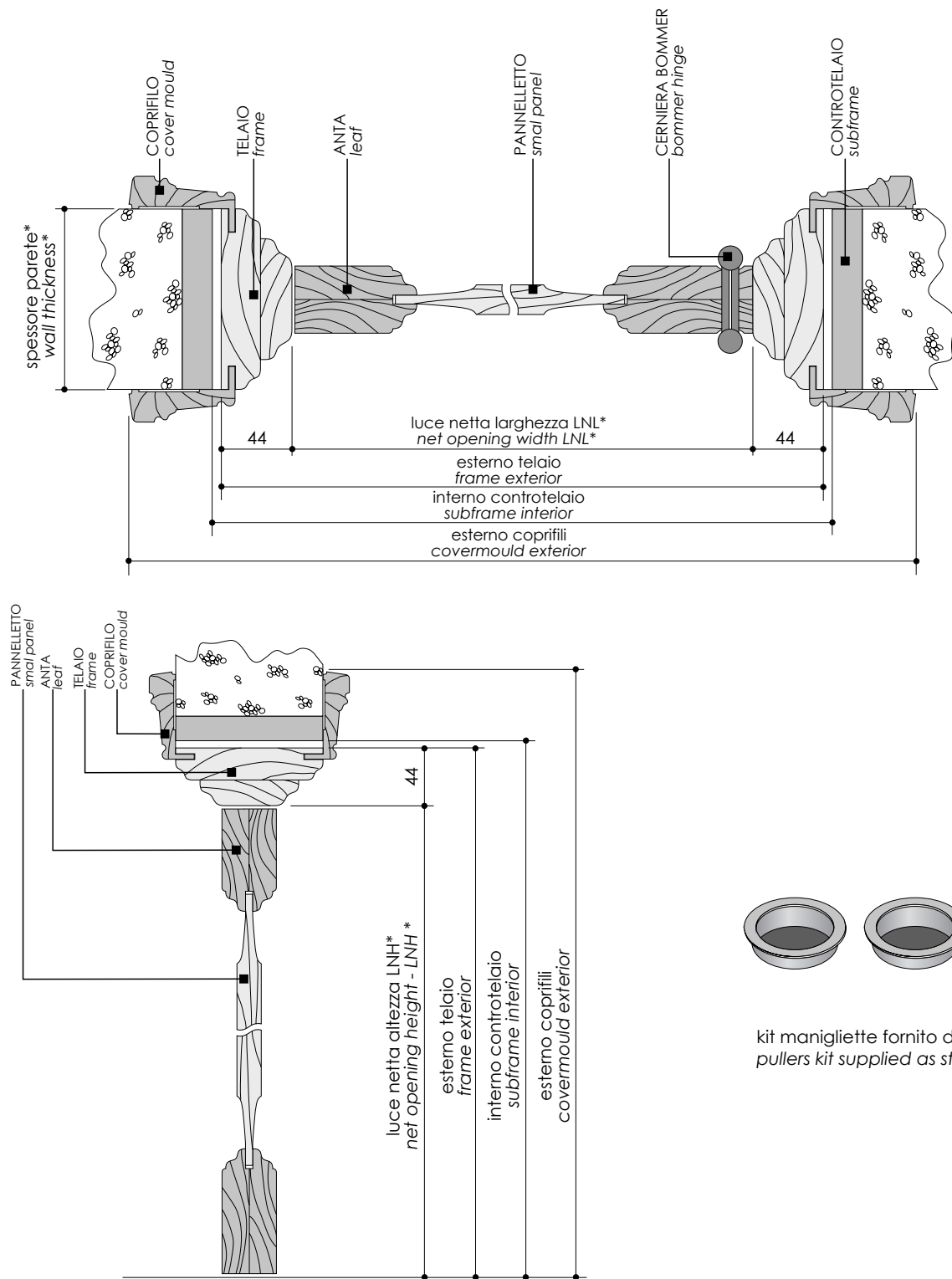
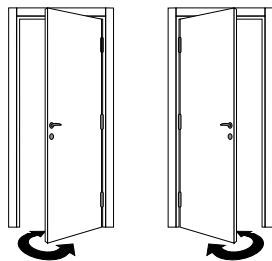


kit maniglie fornito di serie
pullers kit supplied as standard



FOUR-LEAF INSIDE WALL SLIDING OPENING
APERTURA SCORREVOLE "NEL MURO" A QUATTRO ANTE
MANTEGNA - TRENDY - DE SIMONE - FASHION - GUARINI - ALFIERI - RICCI - PALADINO - BALDI - CAIROLI

MANTEGNA - TRENDY - DE SIMONE - FASHION - GUARINI - ALFIERI - RICCI - PALADINO - BALDI - CAIROLI
 APERTURA CON CERNIERA BOMMER AD UN'ANTA
 SINGLE LEAF OPENING WITH BOMMER HINGE

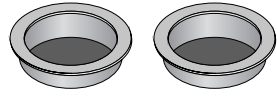
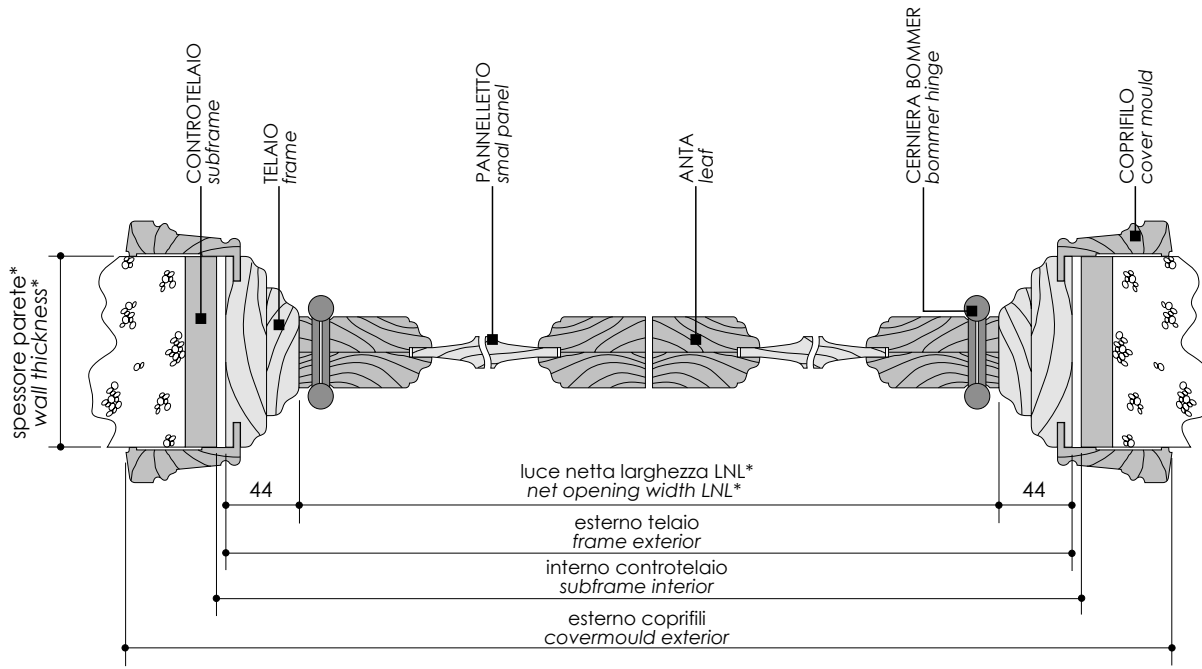


LNH X LNL LUCI NETTE NOMINALI NOMINAL NET OPENINGS	LUCI NETTE REALI ACTUAL NET OPENINGS	ESTERNO TELAILO FRAME EXTERIOR	INTERNO CONTROTELAIO SUBFRAME INTERIOR	ESTERNO COPRIFILO COVERMOULD EXTERIOR
2000 x 600	1996 x 572	2040 x 680	2050 x 700	2101.5 x 803
2000 x 700	1996 x 672	2040 x 780	2050 x 800	2101.5 x 903
2000 x 750	1996 x 722	2040 x 830	2050 x 850	2101.5 x 953
2000 x 800	1996 x 772	2040 x 880	2050 x 900	2101.5 x 1003
2000 x 900	1996 x 872	2140 x 980	2150 x 1000	2101.5 x 1103
2100 x 600	2096 x 572	2140 x 680	2150 x 700	2201.5 x 803
2100 x 700	2096 x 672	2140 x 780	2150 x 800	2201.5 x 903
2100 x 750	2096 x 722	2140 x 830	2150 x 850	2201.5 x 953
2100 x 800	2096 x 772	2140 x 880	2150 x 900	2201.5 x 1003
2100 x 900	2096 x 872	2140 x 980	2150 x 1000	2201.5 x 1103

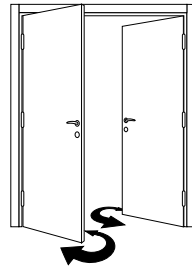
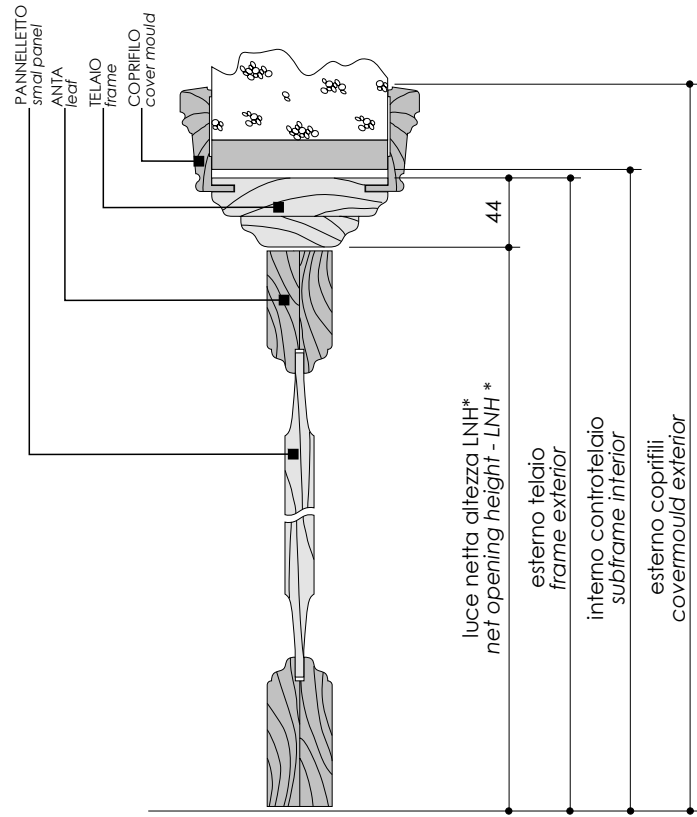
TUTTI I RIFERIMENTI CON L'ASTERISCO (*) SONO DA INDICARE NELL'ORDINE
 PER LA CONFIGURAZIONE STANDARD CORRETTA TELAILO / COPRIFILO DI OGNI FAMIGLIA CONSULTARE IL LISTINO
 ALL REFERENCES BEARING THE ASTERISCS (*) MUST BE INDICATED IN THE ORDER
 CONSULT THE PRICELIST FOR THE CORRECT STANDARD CONFIGURATION OF FRAME / COVER MOULD OF EACH FAMILY

TUTTI I RIFERIMENTI CON L'ASTERISCO (*) SONO DA INDICARE NELL'ORDINE PER LA CONFIGURAZIONE STANDARD CORRETTA TELAIO / COPRIFILO DI OGNI FAMIGLIA CONSULTARE IL LISTINO ALL REFERENCES BEARING THE ASTERISCS (*) MUST BE INDICATED IN THE ORDER CONSULT THE PRICELIST FOR THE CORRECT STANDARD CONFIGURATION OF FRAME / COVER MOULD OF EACH FAMILY

LNH X LNL LUCI NETTE NOMINALI NOMINAL NET OPENINGS	LUCI NETTE REALI ACTUAL NET OPENINGS	ESTERNO TELAIO FRAME EXTERIOR	INTERNO CONTROTELAIO SUBFRAME INTERIOR	ESTERNO COPRIFILO COVERMOULD EXTERIOR
2000 x 600 + 600	1996 x 1152	2040 x 1280	2050 x 1300	2101.5 x 1403
2000 x 700 + 700	1996 x 1352	2040 x 1480	2050 x 1500	2101.5 x 1603
2000 x 750 + 750	1996 x 1452	2040 x 1580	2050 x 1600	2101.5 x 1703
2000 x 800 + 800	1996 x 1552	2040 x 1680	2050 x 1700	2101.5 x 1803
2000 x 900 + 900	1996 x 1752	2040 x 1880	2050 x 1900	2101.5 x 2003
2100 x 600 + 600	2096 x 1152	2140 x 1280	2150 x 1300	2201.5 x 1403
2100 x 700 + 700	2096 x 1352	2140 x 1480	2150 x 1500	2201.5 x 1603
2100 x 750 + 750	2096 x 1452	2140 x 1580	2150 x 1600	2201.5 x 1703
2100 x 800 + 800	2096 x 1552	2140 x 1680	2150 x 1700	2201.5 x 1803
2100 x 900 + 900	2096 x 1752	2140 x 1880	2150 x 1900	2201.5 x 2003

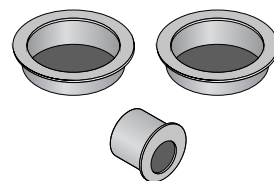
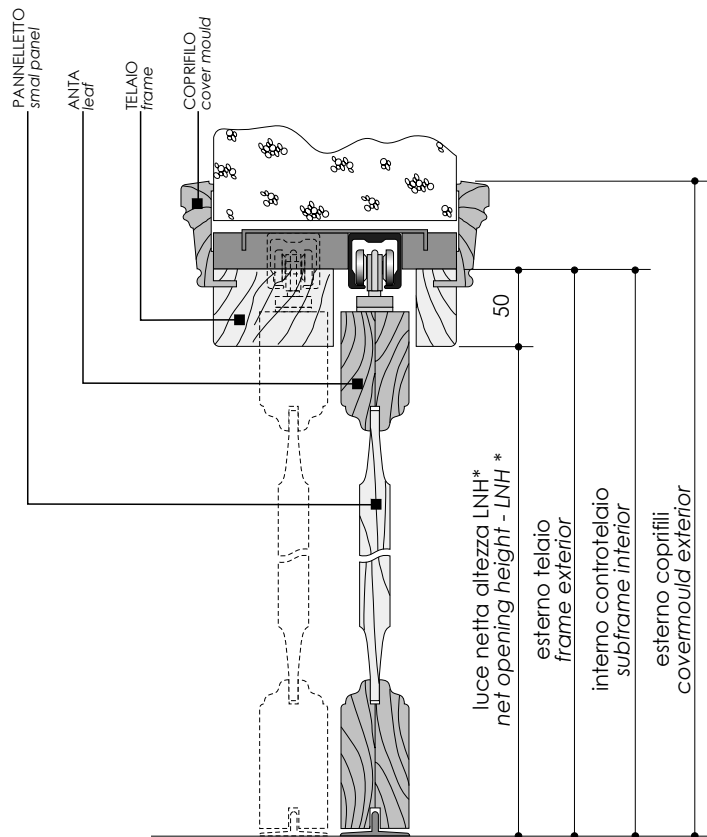
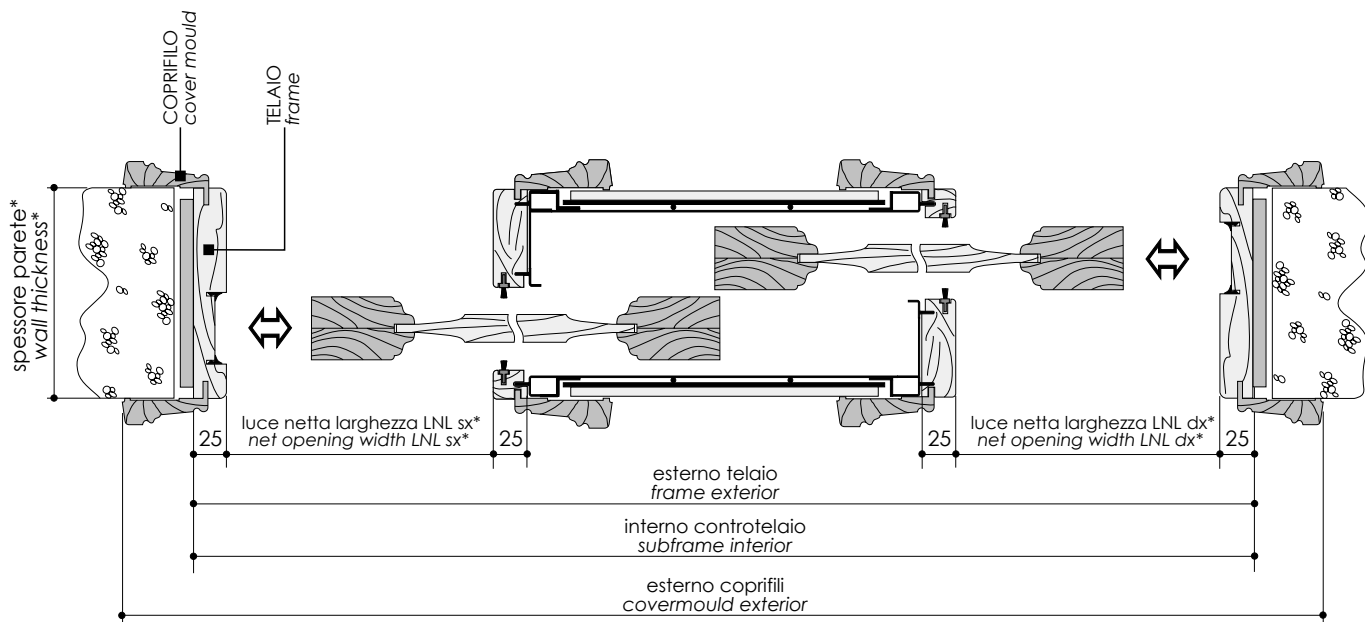
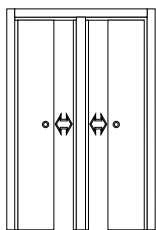


kit maniglie fornito di serie
pullers kit supplied as standard



DOUBLE LEAF OPENING WITH BOMMER HINGE
APERTURA CON CERNIERA BOMMER A DUE ANTE
MANTEGNA - TRENDY - DE SIMONE - FASHION - GUARINI - ALFIERI - RICCI - PALADINO - BALDI - CAIROLI

MANTEGNA - TRENDY - DE SIMONE - FASHION - GUARINI - ALFIERI - RICCI - PALADINO - BALDI - CAIROLI
 APERTURA SCORREVOLE INTERNO MURO DUETTO
 INSIDE WALL DUETTO SLIDING OPENING




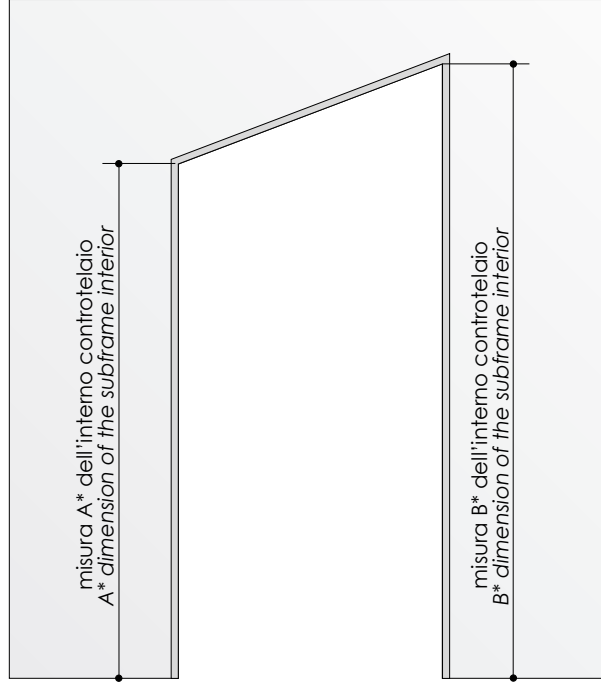
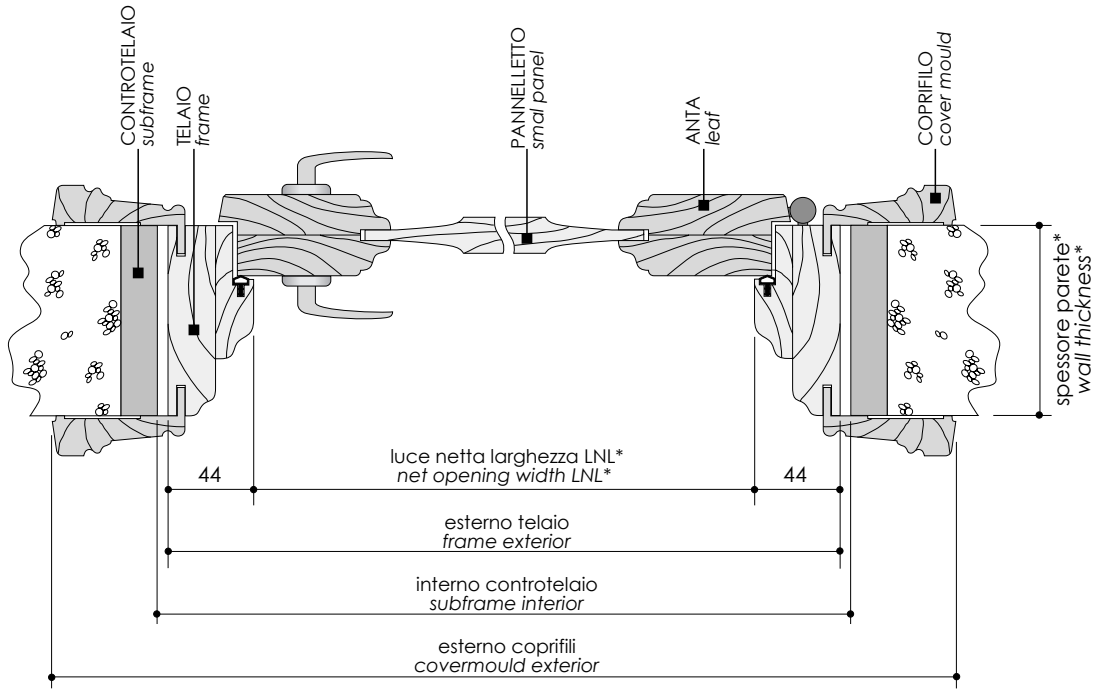
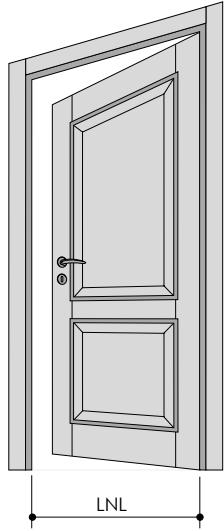
kit maniglie fornito di serie
 pullers kit supplied as standard

LNH X LNL LUCI NETTE NOMINALI NOMINAL NET OPENINGS	LUCI NETTE REALI ACTUAL NET OPENINGS	ESTERNO TELAIO FRAME EXTERIOR	INTERNO CONTROTELAIO SUBFRAME INTERIOR	ESTERNO COPRIFILO COVERMOULD EXTERIOR
2000 x 600 + 600	2000 x 600	2050 x 650	2050 x 650	2101.5 x 773
2000 x 700 + 700	2000 x 700	2050 x 750	2050 x 750	2101.5 x 873
2000 x 750 + 750	2000 x 750	2050 x 800	2050 x 800	2101.5 x 923
2000 x 800 + 800	2000 x 800	2050 x 850	2050 x 850	2101.5 x 973
2000 x 900 + 900	2000 x 900	2050 x 950	2050 x 950	2101.5 x 1073
2100 x 600 + 600	2100 x 600	2150 x 650	2150 x 650	2201.5 x 773
2100 x 700 + 700	2100 x 700	2150 x 750	2150 x 750	2201.5 x 873
2100 x 750 + 750	2100 x 750	2150 x 850	2150 x 850	2201.5 x 923
2100 x 800 + 800	2100 x 800	2150 x 850	2150 x 850	2201.5 x 973
2100 x 900 + 900	2100 x 900	2150 x 950	2150 x 950	2201.5 x 1073

TUTTI I RIFERIMENTI CON L' ASTERISCO (*) SONO DA INDICARE NELL' ORDINE
 PER LA CONFIGURAZIONE STANDARD CORRETTA TELAIO / COPRIFILO DI OGNI FAMIGLIA CONSULTARE IL LISTINO
 ALL REFERENCES BEARING THE ASTERISCS (*) MUST BE INDICATED IN THE ORDER
 CONSULT THE PRICELIST FOR THE CORRECT STANDARD CONFIGURATION OF FRAME / COVER MOULD OF EACH FAMILY

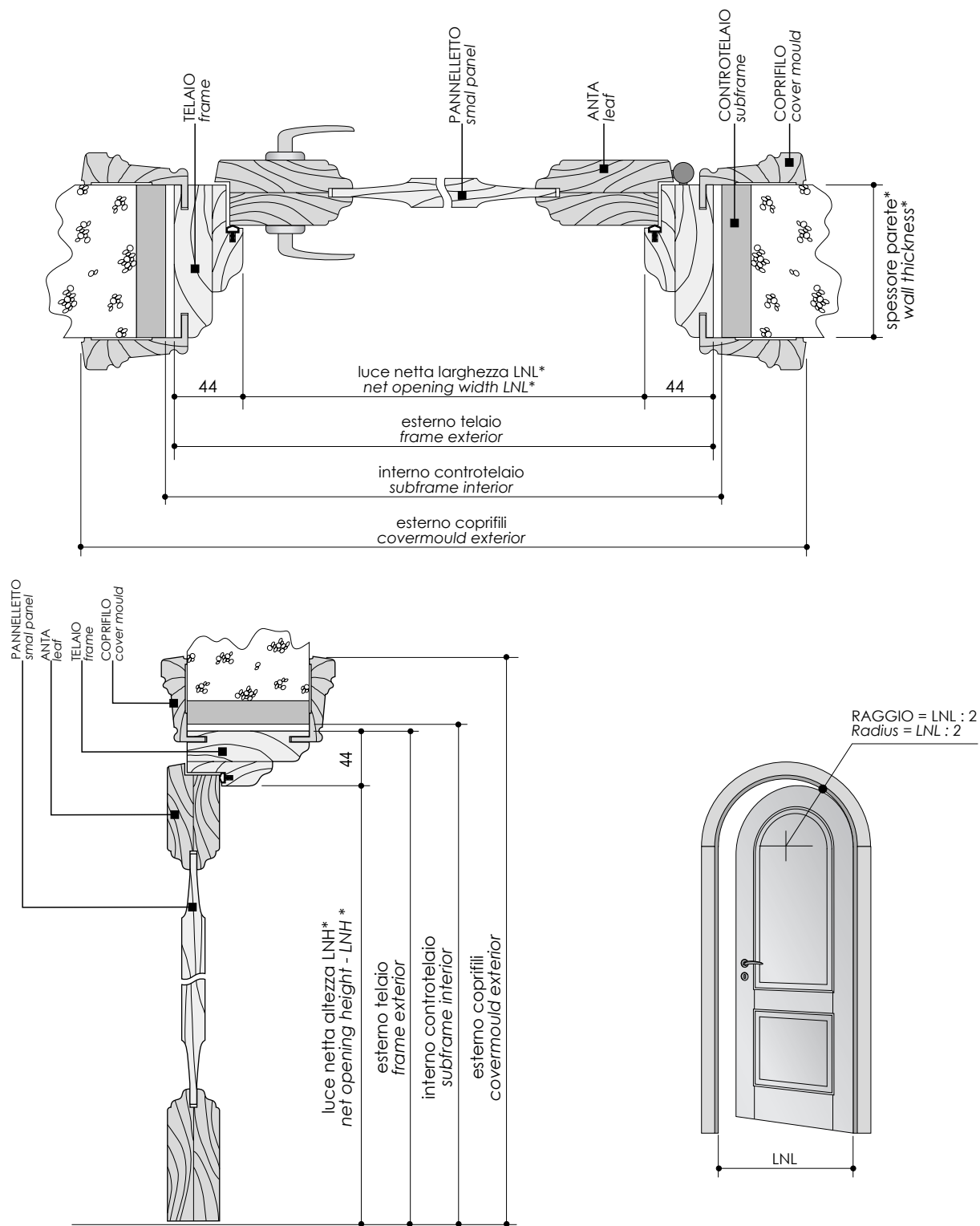

TUTTI I RIFERIMENTI CON L'ASTERISCO (*) SONO DA INDICARE NELL'ORDINE PER LA CONFIGURAZIONE STANDARD CORRETTA TELAI0 / COPRIFILO DI OGNI FAMIGLIA CONSULTARE IL LISTINO ALL REFERENCES BEARING THE ASTERISCS (*) MUST BE INDICATED IN THE ORDER CONSULT THE PRICE LIST FOR THE CORRECT STANDARD CONFIGURATION OF FRAME / COVER MOULD OF EACH FAMILY

LNH X LNL LUCI NETTE NOMINALI NOMINAL NET OPENINGS	LUCI NETTE REALI ACTUAL NET OPENINGS	ESTERNO TELAI0 FRAME EXTERIOR	INTERNO CONTROTELAIO SUBFRAME INTERIOR	ESTERNO COPRIFILO COVERMOULD EXTERIOR
600	592	680	700	803
700	692	780	800	903
750	742	830	850	953
800	792	880	900	1003
900	892	980	1000	1103
600	592	680	700	803
700	692	780	800	903
750	742	830	850	953
800	792	880	900	1003
900	892	980	1000	1103



SLANTED LEAF OPENING
 APERTURA TRAPEZOIDALE
 MANTEGNA - TRENDY - DE SIMONE - FASHION - GUARINI - ALFIERI - RICCI - PALADINO - BALDI - CAIROLI

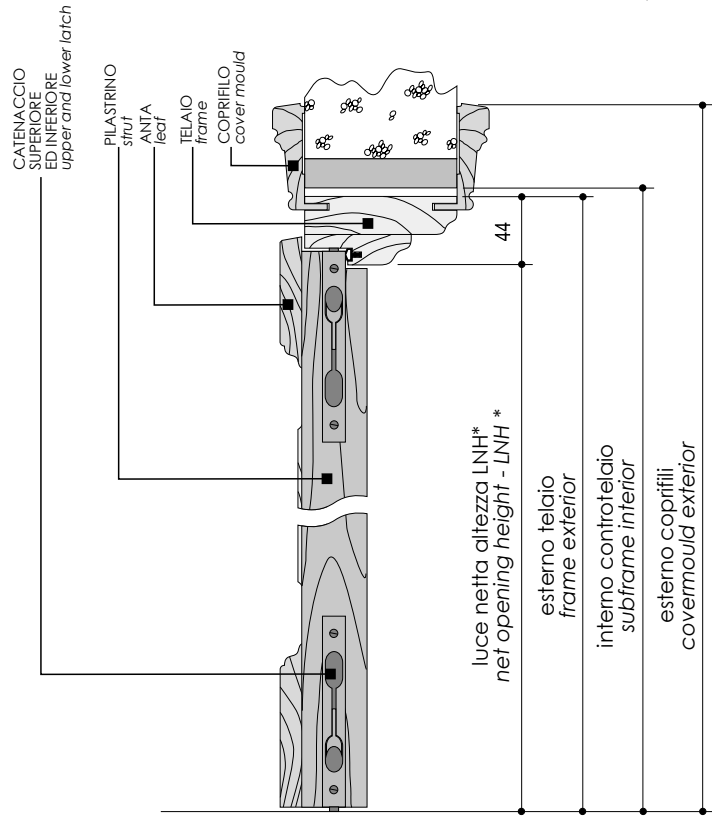
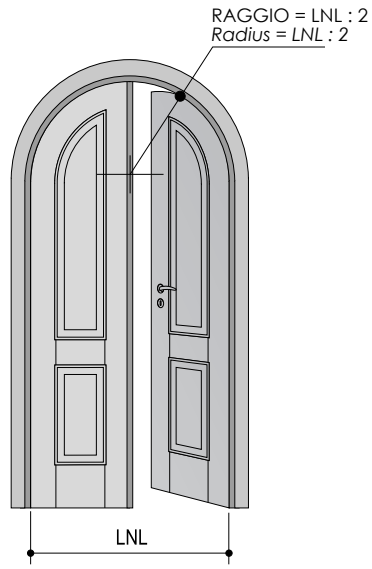
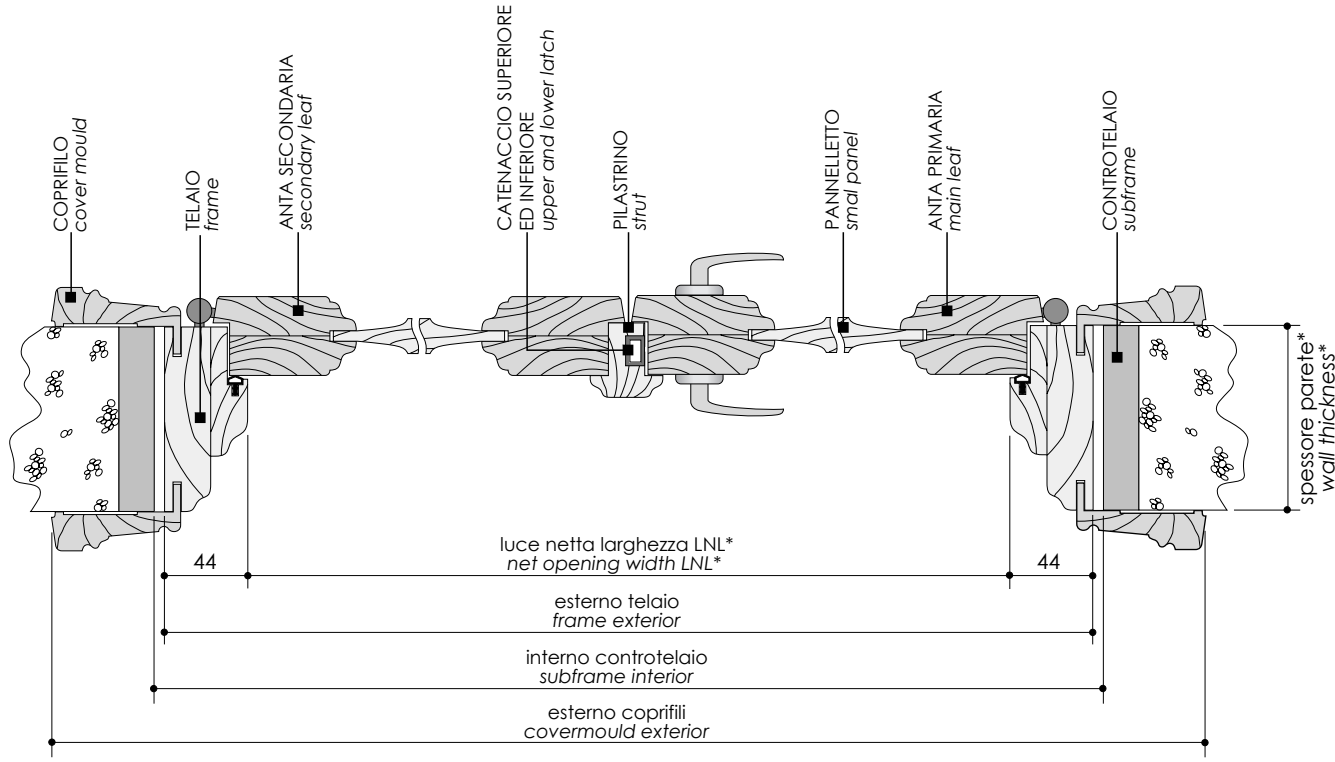
BALDI - PALADINO - ALFIERI - GUARINI
 APERTURA AD ARCO TUTTOSESTO AD UN'ANTA
 ROUNDED ARCH LEAF OPENING



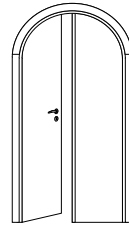
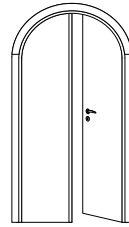
LNH X LNL LUCI NETTE NOMINALI NOMINAL NET OPENINGS	LUCI NETTE REALI ACTUAL NET OPENINGS	ESTERNO TELAIO FRAME EXTERIOR	INTERNO CONTROTELAIO SUBFRAME INTERIOR	ESTERNO COPRIFILO COVERMOULD EXTERIOR
2000 x 600	1996 x 592	2040 x 680	2050 x 700	2101.5 x 803
2000 x 700	1996 x 692	2040 x 780	2050 x 800	2101.5 x 903
2000 x 750	1996 x 742	2040 x 830	2050 x 850	2101.5 x 953
2000 x 800	1996 x 792	2040 x 880	2050 x 900	2101.5 x 1003
2000 x 900	1996 x 892	2140 x 980	2050 x 1000	2101.5 x 1103
2100 x 600	2096 x 592	2140 x 680	2150 x 700	2201.5 x 803
2100 x 700	2096 x 692	2140 x 780	2150 x 800	2201.5 x 903
2100 x 750	2096 x 742	2140 x 830	2150 x 850	2201.5 x 953
2100 x 800	2096 x 792	2140 x 880	2150 x 900	2201.5 x 1003
2100 x 900	2096 x 892	2140 x 980	2150 x 1000	2201.5 x 1103

TUTTI I RIFERIMENTI CON L'ASTERISCO (*) SONO DA INDICARE NELL'ORDINE
 PER LA CONFIGURAZIONE STANDARD CORRETTA TELAIO / COPRIFILO DI OGNI FAMIGLIA CONSULTARE IL LISTINO
 ALL REFERENCES BEARING THE ASTERISCS (*) MUST BE INDICATED IN THE ORDER
 CONSULT THE PRICELIST FOR THE CORRECT STANDARD CONFIGURATION OF FRAME / COVER MOULD OF EACH FAMILY

TUTTI I RIFERIMENTI CON L'ASTERISCO (*) SONO DA INDICARE NELL'ORDINE PER LA CONFIGURAZIONE STANDARD CORRETTA TELAI0 / COPRIFILO DI OGNI FAMIGLIA CONSULTARE IL LISTINO ALL REFERENCES BEARING THE ASTERISCS (*) MUST BE INDICATED IN THE ORDER CONSULT THE PRICELIST FOR THE CORRECT STANDARD CONFIGURATION OF FRAME / COVER MOULD OF EACH FAMILY

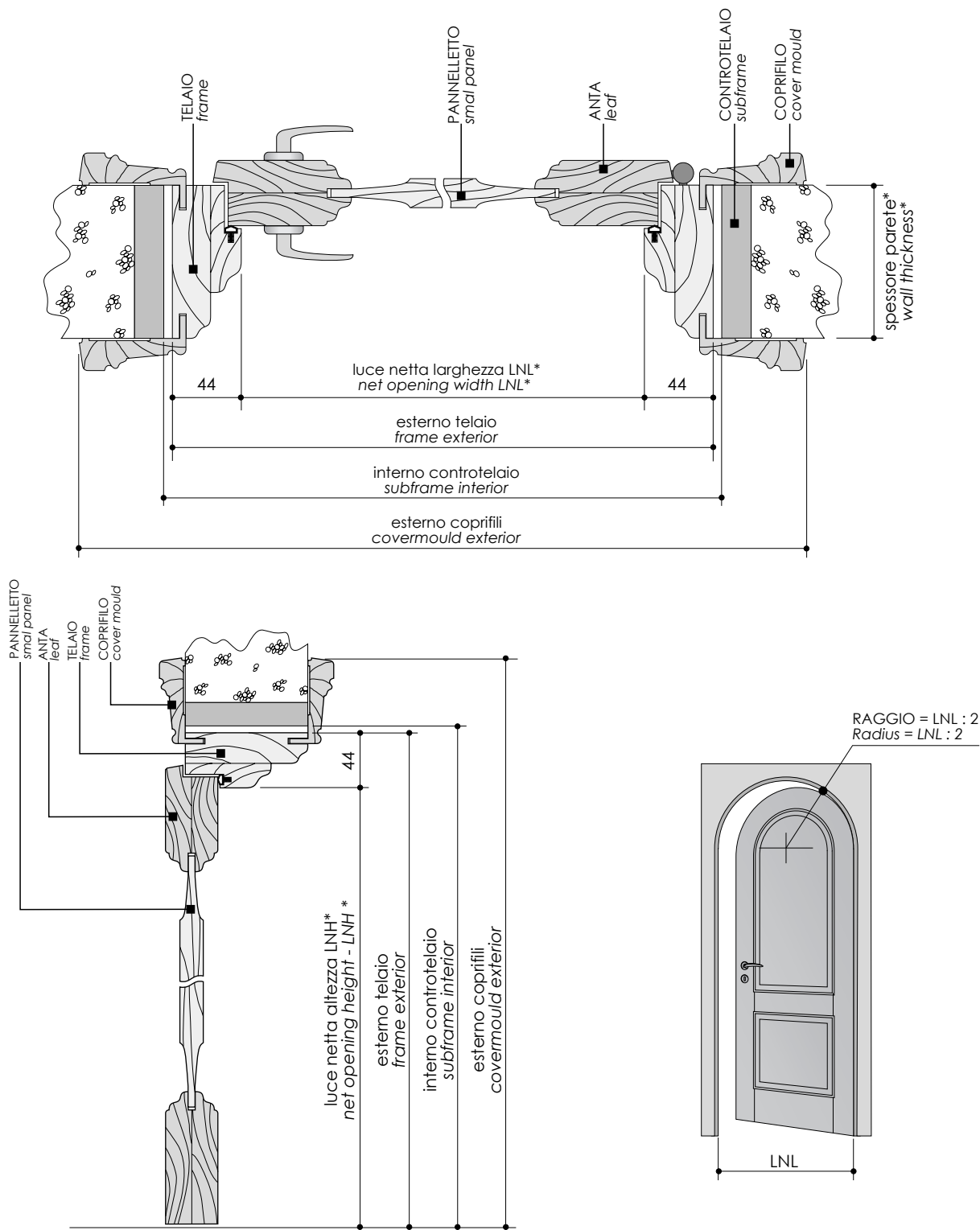



LNH X LNL LUCI NETTE NOMINALI NOMINAL NET OPENINGS	LUCI NETTE REALI ACTUAL NET OPENINGS	ESTERNO TELAI0 FRAME EXTERIOR	INTERNO CONTROTELAIO SUBFRAME INTERIOR	ESTERNO COPRIFILO COVERMOULD EXTERIOR
2000 x 600 + 600	1996 x 1192	2040 x 1280	2050 x 1300	2101.5 x 1403
2000 x 700 + 700	1996 x 1392	2040 x 1480	2050 x 1500	2101.5 x 1603
2000 x 750 + 750	1996 x 1492	2040 x 1580	2050 x 1600	2101.5 x 1703
2000 x 800 + 800	1996 x 1592	2040 x 1680	2050 x 1700	2101.5 x 1803
2000 x 900 + 900	1996 x 1792	2040 x 1880	2050 x 1900	2101.5 x 2003
2100 x 600 + 600	2096 x 1192	2140 x 1280	2150 x 1300	2201.5 x 1403
2100 x 700 + 700	2096 x 1392	2140 x 1480	2150 x 1500	2201.5 x 1603
2100 x 750 + 750	2096 x 1492	2140 x 1580	2150 x 1600	2201.5 x 1703
2100 x 800 + 800	2096 x 1592	2140 x 1680	2150 x 1700	2201.5 x 1803
2100 x 900 + 900	2096 x 1792	2140 x 1880	2150 x 1900	2201.5 x 2003



ROUNDED ARCH DOUBLE LEAF OPENING
APERTURA AD ARCO TUTTOSESTO A DUE ANTE
BALDI - PALADINO - ALFIERI - GUARINI

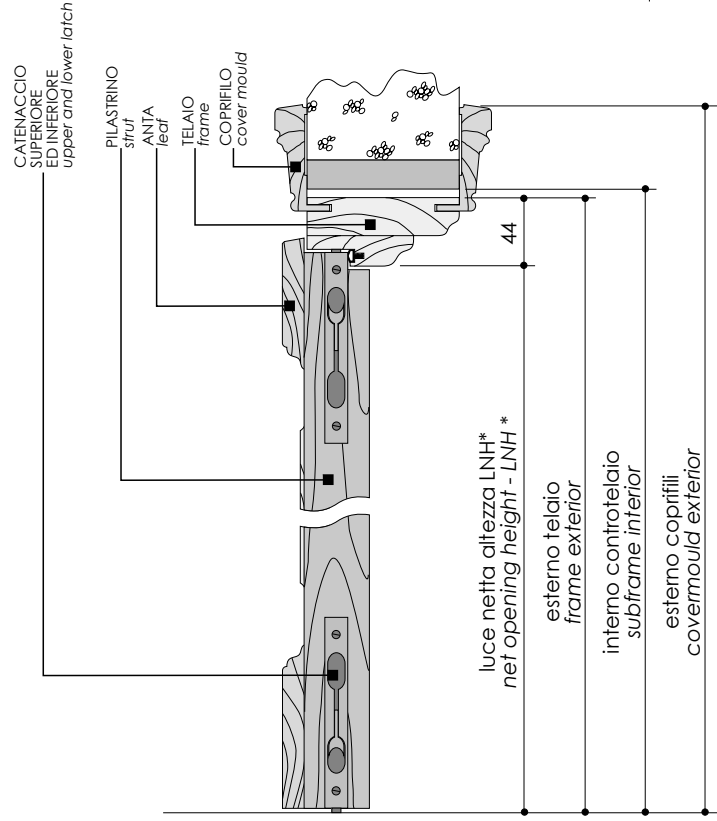
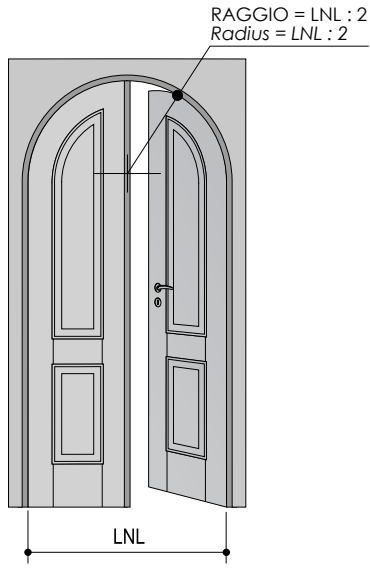
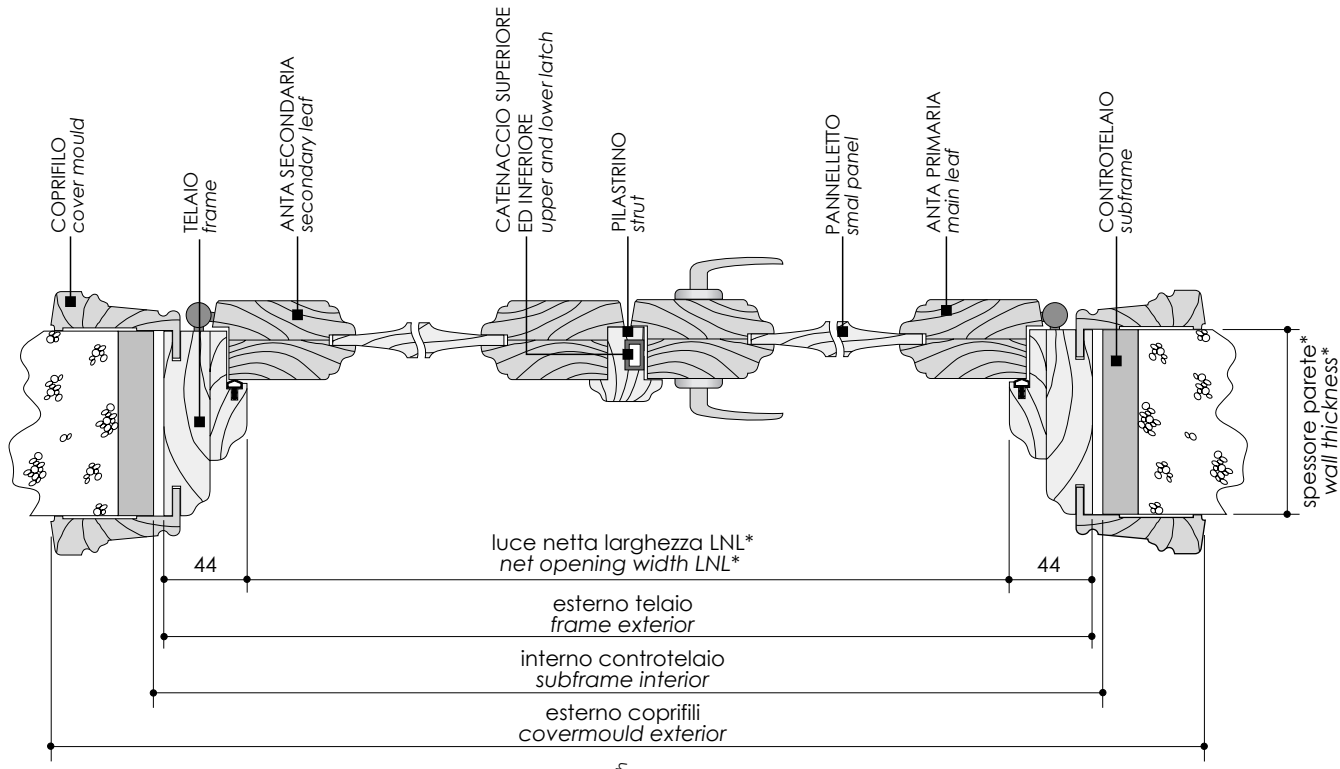
BALDI - PALADINO - ALFIERI - GUARINI
 APERTURA AD UN'ANTA AD ARCO TUTTOSESTO CON TELAIO RETTO
 ROUNDED ARCH SINGLE LEAF OPENING WITH SQUARE FRAME



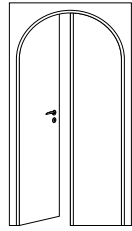
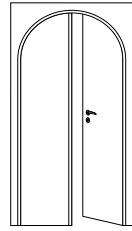
LNH X LNL LUCI NETTE NOMINALI NOMINAL NET OPENINGS	LUCI NETTE REALI ACTUAL NET OPENINGS	ESTERNO TELAIO FRAME EXTERIOR	INTERNO CONTROTELAIO SUBFRAME INTERIOR	ESTERNO COPRIFILO COVERMOULD EXTERIOR
2000 x 600	1996 x 592	2040 x 680	2050 x 700	2101.5 x 803
2000 x 700	1996 x 692	2040 x 780	2050 x 800	2101.5 x 903
2000 x 750	1996 x 742	2040 x 830	2050 x 850	2101.5 x 953
2000 x 800	1996 x 792	2040 x 880	2050 x 900	2101.5 x 1003
2000 x 900	1996 x 892	2140 x 980	2050 x 1000	2101.5 x 1103
2100 x 600	2096 x 592	2140 x 680	2150 x 700	2201.5 x 803
2100 x 700	2096 x 692	2140 x 780	2150 x 800	2201.5 x 903
2100 x 750	2096 x 742	2140 x 830	2150 x 850	2201.5 x 953
2100 x 800	2096 x 792	2140 x 880	2150 x 900	2201.5 x 1003
2100 x 900	2096 x 892	2140 x 980	2150 x 1000	2201.5 x 1103

TUTTI I RIFERIMENTI CON L'ASTERISCO (*) SONO DA INDICARE NELL'ORDINE
 PER LA CONFIGURAZIONE STANDARD CORRETTA TELAIO / COPRIFILO DI OGNI FAMIGLIA CONSULTARE IL LISTINO
 ALL REFERENCES BEARING THE ASTERISCS (*) MUST BE INDICATED IN THE ORDER
 CONSULT THE PRICELIST FOR THE CORRECT STANDARD CONFIGURATION OF FRAME / COVER MOULD OF EACH FAMILY

TUTTI I RIFERIMENTI CON L'ASTERISCO (*) SONO DA INDICARE NELL'ORDINE PER LA CONFIGURAZIONE STANDARD CORRETTA TELAIO / COPRIFILO DI OGNI FAMIGLIA CONSULTARE IL LISTINO ALL REFERENCES BEARING THE ASTERISCS (*) MUST BE INDICATED IN THE ORDER CONSULT THE PRICELIST FOR THE CORRECT STANDARD CONFIGURATION OF FRAME / COVER MOULD OF EACH FAMILY

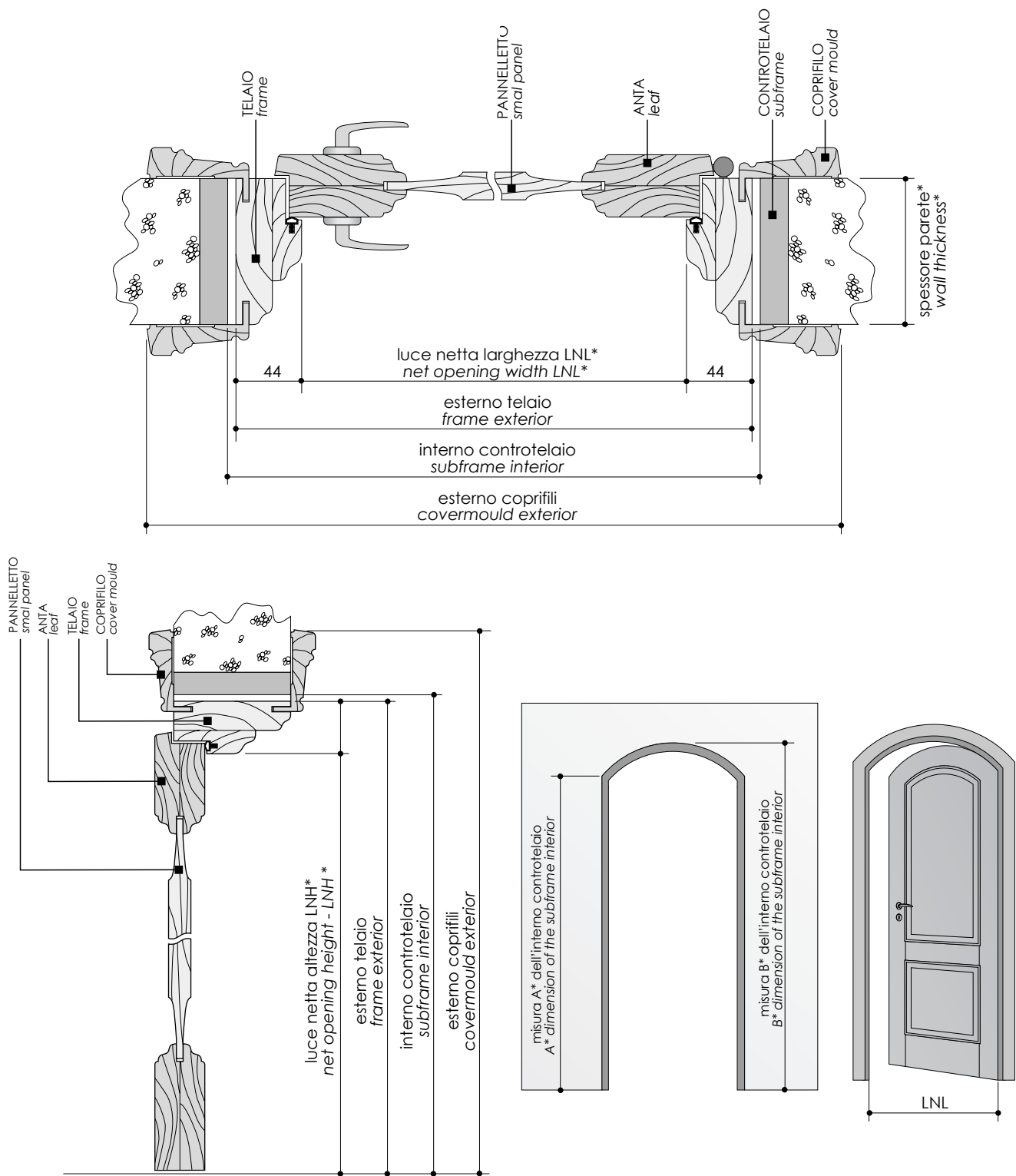



LNH X LNL LUCI NETTE NOMINALI NOMINAL NET OPENINGS	LUCI NETTE REALI ACTUAL NET OPENINGS	ESTERNO TELAIO FRAME EXTERIOR	INTERNO CONTROTELAIO SUBFRAME INTERIOR	ESTERNO COPRIFILO COVERMOULD EXTERIOR
2000 x 600 + 600	1996 x 1192	2040 x 1280	2050 x 1300	2101.5 x 1403
2000 x 700 + 700	1996 x 1392	2040 x 1480	2050 x 1500	2101.5 x 1603
2000 x 750 + 750	1996 x 1492	2040 x 1580	2050 x 1600	2101.5 x 1703
2000 x 800 + 800	1996 x 1592	2040 x 1680	2050 x 1700	2101.5 x 1803
2000 x 900 + 900	1996 x 1792	2040 x 1880	2050 x 1900	2101.5 x 2003
2100 x 600 + 600	2096 x 1192	2140 x 1280	2150 x 1300	2201.5 x 1403
2100 x 700 + 700	2096 x 1392	2140 x 1480	2150 x 1500	2201.5 x 1603
2100 x 750 + 750	2096 x 1492	2140 x 1580	2150 x 1600	2201.5 x 1703
2100 x 800 + 800	2096 x 1592	2140 x 1680	2150 x 1700	2201.5 x 1803
2100 x 900 + 900	2096 x 1792	2140 x 1880	2150 x 1900	2201.5 x 2003



ROUNDED ARCH DOUBLE LEAF OPENING WITH SQUARE FRAME
APERTURA A DUE ANTE AD ARCO TUTTOSESTO CON TELAIO RETTO
BALDI - PALADINO - ALFIERI - GUARINI

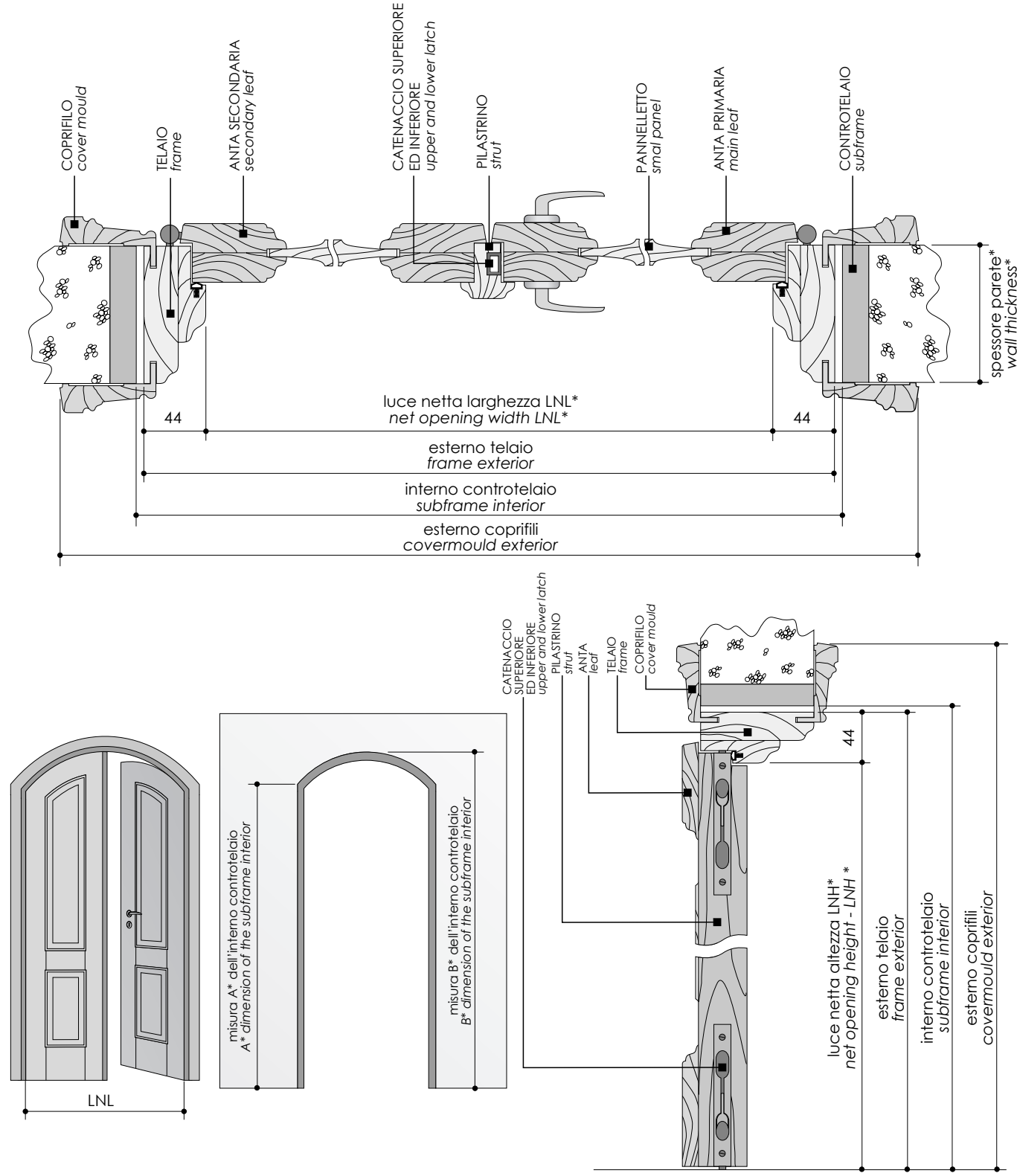
BALDI - PALADINO - ALFIERI - GUARINI
 APERTURA AD ARCO A SESTO RIBASSATO AD UN'ANTA
 LOWERED ARCH SINGLE LEAF OPENING




LNH X LNL LUCI NETTE NOMINALI NOMINAL NET OPENINGS	LUCI NETTE REALI ACTUAL NET OPENINGS	ESTERNO TELAIO FRAME EXTERIOR	INTERNO CONTROTELAIO SUBFRAME INTERIOR	ESTERNO COPRIFILO COVERMOULD EXTERIOR
2000 x 600	1996 x 592	2040 x 680	2050 x 700	2101.5 x 803
2000 x 700	1996 x 692	2040 x 780	2050 x 800	2101.5 x 903
2000 x 750	1996 x 742	2040 x 830	2050 x 850	2101.5 x 953
2000 x 800	1996 x 792	2040 x 880	2050 x 900	2101.5 x 1003
2000 x 900	1996 x 892	2140 x 980	2050 x 1000	2101.5 x 1103
2100 x 600	2096 x 592	2140 x 680	2150 x 700	2201.5 x 803
2100 x 700	2096 x 692	2140 x 780	2150 x 800	2201.5 x 903
2100 x 750	2096 x 742	2140 x 830	2150 x 850	2201.5 x 953
2100 x 800	2096 x 792	2140 x 880	2150 x 900	2201.5 x 1003
2100 x 900	2096 x 892	2140 x 980	2150 x 1000	2201.5 x 1103

TUTTI I RIFERIMENTI CON L' ASTERISCO (*) SONO DA INDICARE NELL' ORDINE
 PER LA CONFIGURAZIONE STANDARD CORRETTA TELAIO / COPRIFILO DI OGNI FAMIGLIA CONSULTARE IL LISTINO
 ALL REFERENCES BEARING THE ASTERISCS (*) MUST BE INDICATED IN THE ORDER
 CONSULT THE PRICELIST FOR THE CORRECT STANDARD CONFIGURATION OF FRAME / COVER MOULD OF EACH FAMILY

TUTTI I RIFERIMENTI CON L'ASTERISCO (*) SONO DA INDICARE NELL'ORDINE PER LA CONFIGURAZIONE STANDARD CORRETTA. TELAIIO / COPRIFILO DI OGNI FAMIGLIA CONSULTARE IL LISTINO ALL REFERENCES BEARING THE ASTERISCS (*) MUST BE INDICATED IN THE ORDER CONSULT THE PRICELIST FOR THE CORRECT STANDARD CONFIGURATION OF FRAME / COVER MOULD OF EACH FAMILY

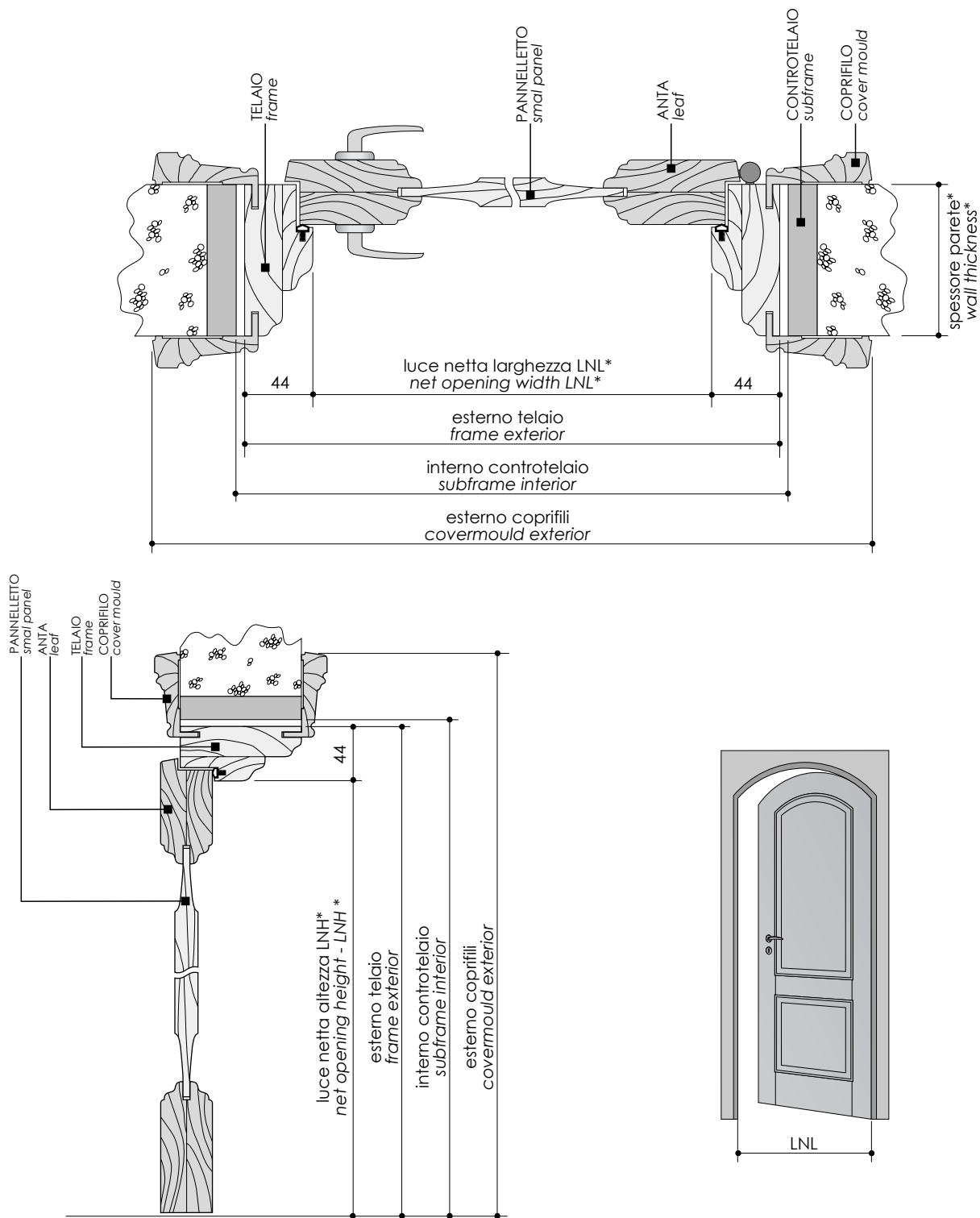



LNH X LNL LUCI NETTE NOMINALI NOMINAL NET OPENINGS	LUCI NETTE REALI ACTUAL NET OPENINGS	ESTERNO TELAIO FRAME EXTERIOR	INTERNO CONTROTELAIO SUBFRAME INTERIOR	ESTERNO COPRIFILO COVERMOULD EXTERIOR
2000 x 600 + 600	1996 x 1192	2040 x 1280	2050 x 1300	2101.5 x 1403
2000 x 700 + 700	1996 x 1392	2040 x 1480	2050 x 1500	2101.5 x 1603
2000 x 750 + 750	1996 x 1492	2040 x 1580	2050 x 1600	2101.5 x 1703
2000 x 800 + 800	1996 x 1592	2040 x 1680	2050 x 1700	2101.5 x 1803
2000 x 900 + 900	1996 x 1792	2040 x 1880	2050 x 1900	2101.5 x 2003
2100 x 600 + 600	2096 x 1192	2140 x 1280	2150 x 1300	2201.5 x 1403
2100 x 700 + 700	2096 x 1392	2140 x 1480	2150 x 1500	2201.5 x 1603
2100 x 750 + 750	2096 x 1492	2140 x 1580	2150 x 1600	2201.5 x 1703
2100 x 800 + 800	2096 x 1592	2140 x 1680	2150 x 1700	2201.5 x 1803
2100 x 900 + 900	2096 x 1792	2140 x 1880	2150 x 1900	2201.5 x 2003



LOWERED ARCH DOUBLE LEAF OPENING
APERTURA AD ARCO A SESTO RIBASSATO A DUE ANTE
BALDI - PALADINO - ALFIERI - GUARINI

BALDI - PALADINO - ALFIERI - GUARINI
APERTURA AD UN'ANTA AD ARCO A SESTO RIBASSATO CON TELAIO RETTO
LOWERED ARCH SINGLE LEAF OPENING WITH SQUARE FRAME


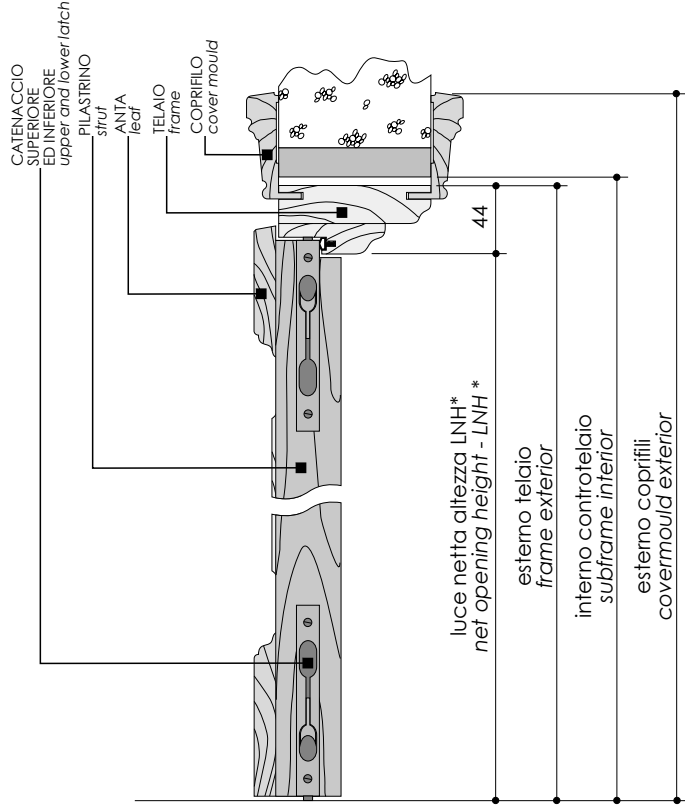
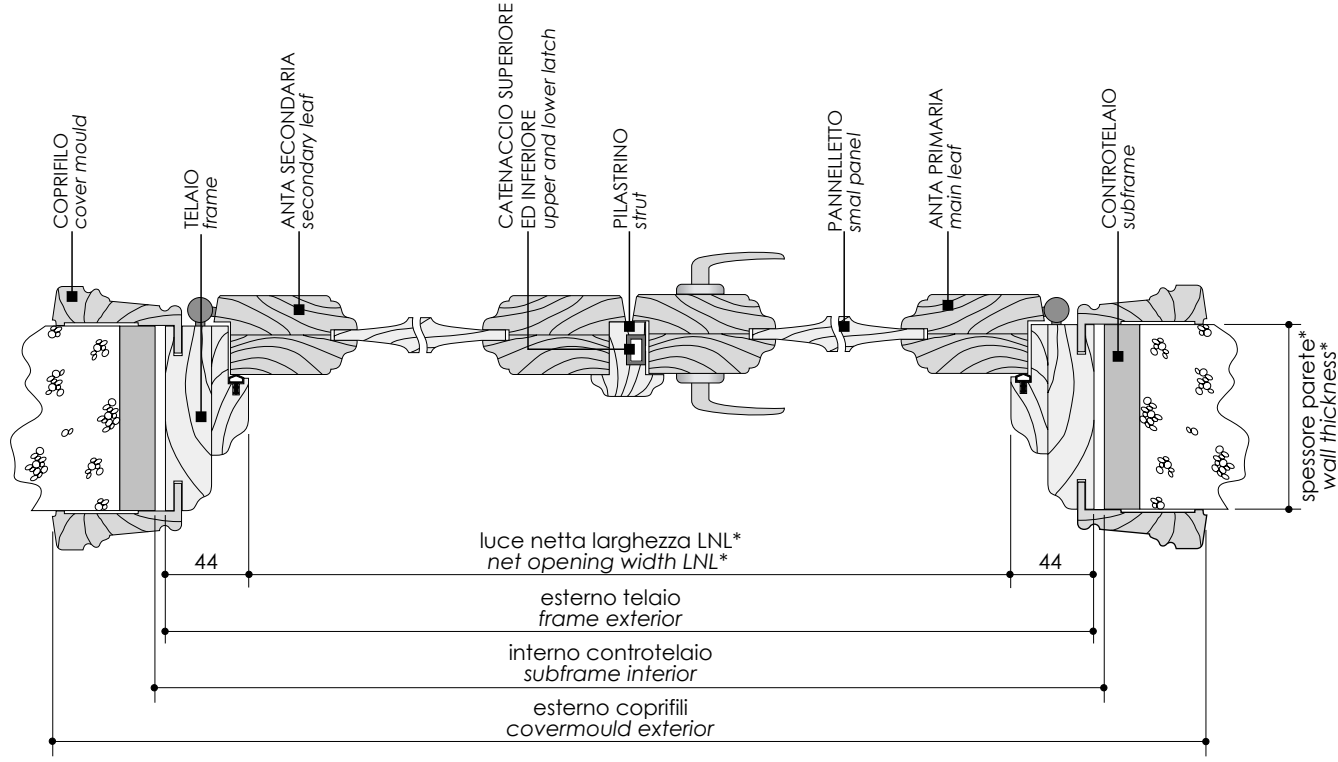


LNH X LNL LUCI NETTE NOMINALI NOMINAL NET OPENINGS	LUCI NETTE REALI ACTUAL NET OPENINGS	ESTERNO TELAIO FRAME EXTERIOR	INTERNO CONTROTELAIO SUBFRAME INTERIOR	ESTERNO COPRIFILO COVERMOULD EXTERIOR
2000 x 600	1996 x 592	2040 x 680	2050 x 700	2101.5 x 803
2000 x 700	1996 x 692	2040 x 780	2050 x 800	2101.5 x 903
2000 x 750	1996 x 742	2040 x 830	2050 x 850	2101.5 x 953
2000 x 800	1996 x 792	2040 x 880	2050 x 900	2101.5 x 1003
2000 x 900	1996 x 892	2140 x 980	2050 x 1000	2101.5 x 1103
2100 x 600	2096 x 592	2140 x 680	2150 x 700	2201.5 x 803
2100 x 700	2096 x 692	2140 x 780	2150 x 800	2201.5 x 903
2100 x 750	2096 x 742	2140 x 830	2150 x 850	2201.5 x 953
2100 x 800	2096 x 792	2140 x 880	2150 x 900	2201.5 x 1003
2100 x 900	2096 x 892	2140 x 980	2150 x 1000	2201.5 x 1103

TUTTI I RIFERIMENTI CON L' ASTERISCO (*) SONO DA INDICARE NELL' ORDINE
 PER LA CONFIGURAZIONE STANDARD CORRETTA TELAIO / COPRIFILO DI OGNI FAMIGLIA CONSULTARE IL LISTINO
 ALL REFERENCES BEARING THE ASTERISCS (*) MUST BE INDICATED IN THE ORDER
 CONSULT THE PRICELIST FOR THE CORRECT STANDARD CONFIGURATION OF FRAME / COVER MOULD OF EACH FAMILY

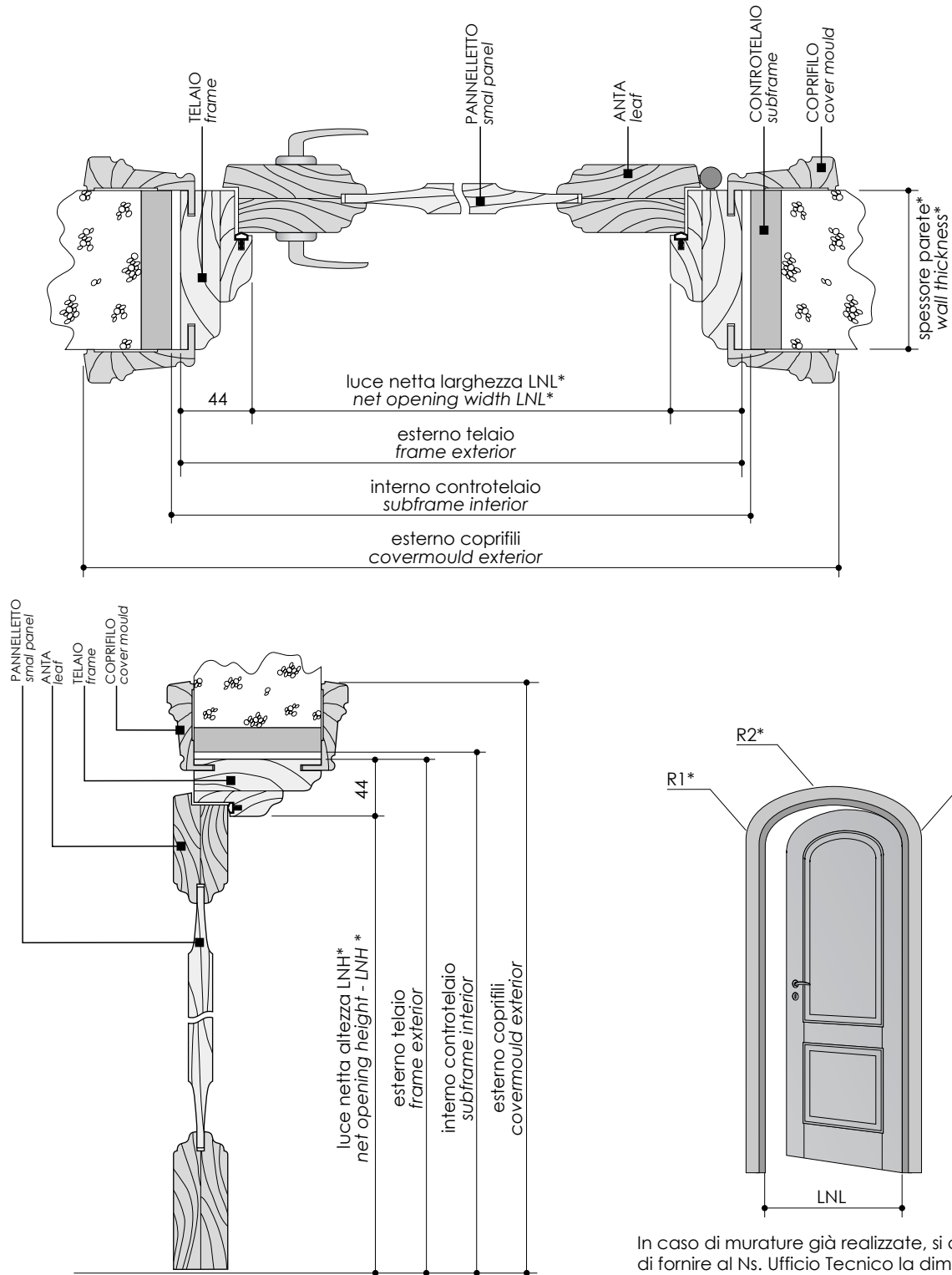

TUTTI I RIFERIMENTI CON L'ASTERISCO (*) SONO DA INDICARE NELL'ORDINE PER LA CONFIGURAZIONE STANDARD CORRETTA TELAIO / COPRIFILO DI OGNI FAMIGLIA CONSULTARE IL LISTINO ALL REFERENCES BEARING THE ASTERISCS (*) MUST BE INDICATED IN THE ORDER CONSULT THE PRICELIST FOR THE CORRECT STANDARD CONFIGURATION OF FRAME / COVER MOULD OF EACH FAMILY

LNH X LNL LUCI NETTE NOMINALI NOMINAL NET OPENINGS	LUCI NETTE REALI ACTUAL NET OPENINGS	ESTERNO TELAIO FRAME EXTERIOR	INTERNO CONTROTELAIO SUBFRAME INTERIOR	ESTERNO COPRIFILO COVERMOULD EXTERIOR
2000 x 600 + 600	1996 x 1192	2040 x 1280	2050 x 1300	2101.5 x 1403
2000 x 700 + 700	1996 x 1392	2040 x 1480	2050 x 1500	2101.5 x 1603
2000 x 750 + 750	1996 x 1492	2040 x 1580	2050 x 1600	2101.5 x 1703
2000 x 800 + 800	1996 x 1592	2040 x 1680	2050 x 1700	2101.5 x 1803
2000 x 900 + 900	1996 x 1792	2040 x 1880	2050 x 1900	2101.5 x 2003
2100 x 600 + 600	2096 x 1192	2140 x 1280	2150 x 1300	2201.5 x 1403
2100 x 700 + 700	2096 x 1392	2140 x 1480	2150 x 1500	2201.5 x 1603
2100 x 750 + 750	2096 x 1492	2140 x 1580	2150 x 1600	2201.5 x 1703
2100 x 800 + 800	2096 x 1592	2140 x 1680	2150 x 1700	2201.5 x 1803
2100 x 900 + 900	2096 x 1792	2140 x 1880	2150 x 1900	2201.5 x 2003



LOWERED ARCH DOUBLE LEAF OPENING WITH SQUARE FRAME
 APERTURA A DUE ANTE AD ARCO A SESTO RIBASSATO CON TELAIO RETTO
 BALDI - PALADINO - ALFIERI - GUARINI

BALDI - PALADINO - ALFIERI - GUARINI
APERTURA AD ARCO A TRE RAGGI AD UN ANTA
THREE-SPOKE ARCH SINGLE LEAF OPENING

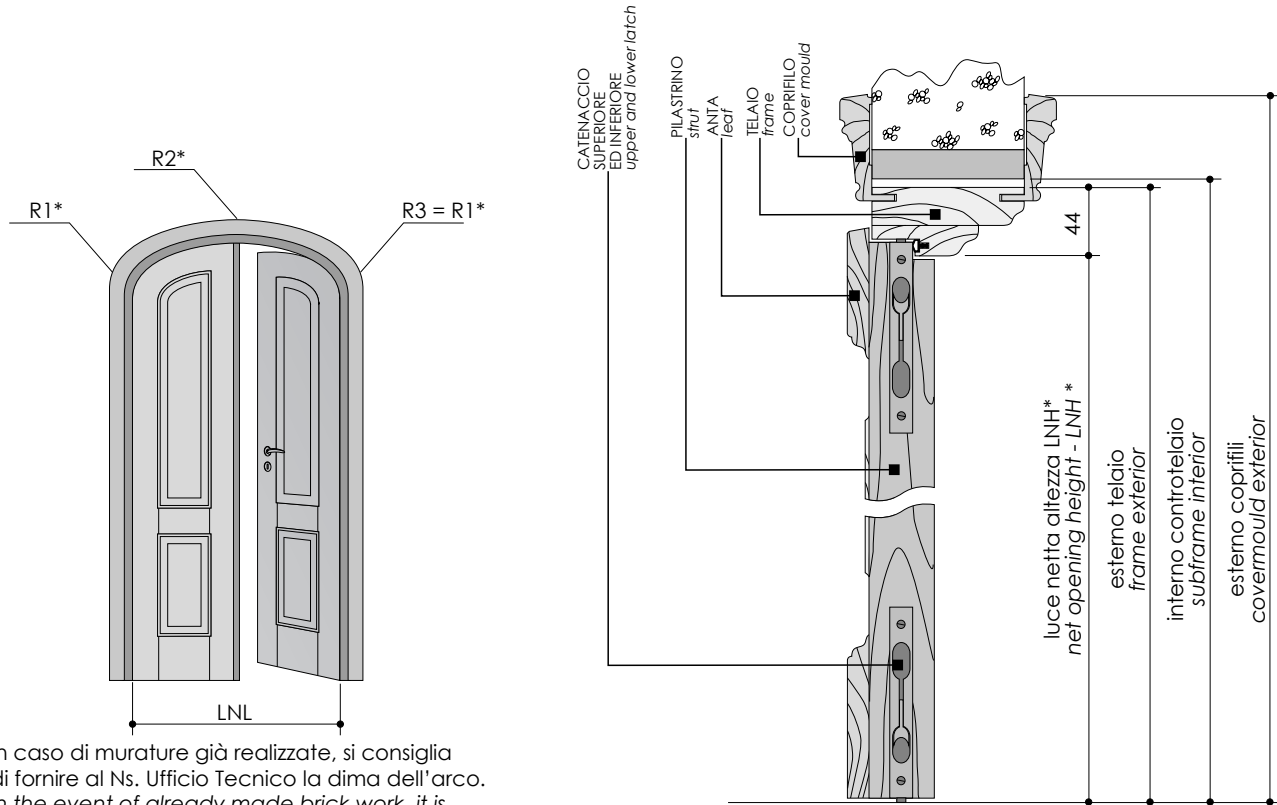
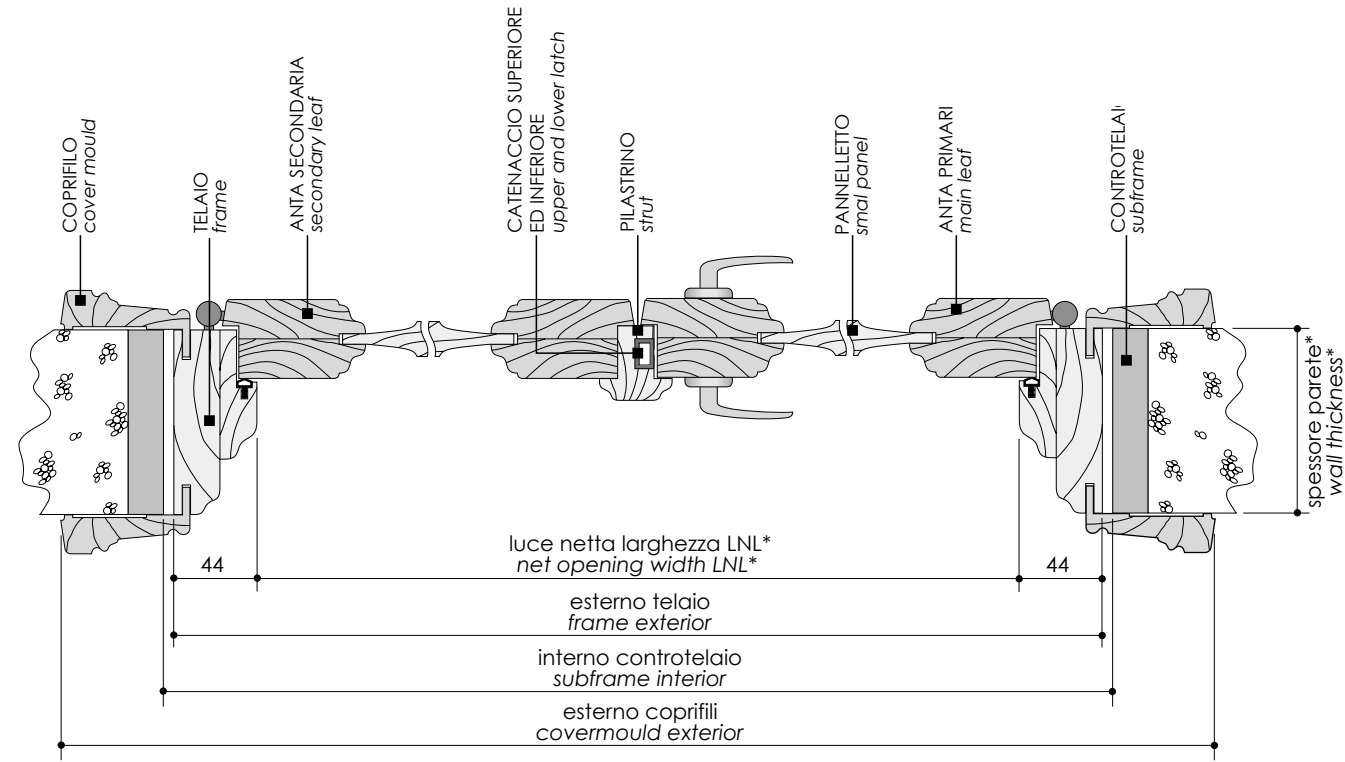


In caso di murature già realizzate, si consiglia di fornire al Ns. Ufficio Tecnico la dima dell'arco.
In the event of already made brick work, it is advisable to supply our Technical Dept. with the arch template.

LNH X LNL LUCI NETTE NOMINALI NOMINAL NET OPENINGS	LUCI NETTE REALI ACTUAL NET OPENINGS	ESTERNO TELAILO FRAME EXTERIOR	INTERNO CONTROTELAIO SUBFRAME INTERIOR	ESTERNO COPRIFILO COVERMOULD EXTERIOR
2000 x 600	1996 x 592	2040 x 680	2050 x 700	2101.5 x 803
2000 x 700	1996 x 692	2040 x 780	2050 x 800	2101.5 x 903
2000 x 750	1996 x 742	2040 x 830	2050 x 850	2101.5 x 953
2000 x 800	1996 x 792	2040 x 880	2050 x 900	2101.5 x 1003
2000 x 900	1996 x 892	2140 x 980	2050 x 1000	2101.5 x 1103
2100 x 600	2096 x 592	2140 x 680	2150 x 700	2201.5 x 803
2100 x 700	2096 x 692	2140 x 780	2150 x 800	2201.5 x 903
2100 x 750	2096 x 742	2140 x 830	2150 x 850	2201.5 x 953
2100 x 800	2096 x 792	2140 x 880	2150 x 900	2201.5 x 1003
2100 x 900	2096 x 892	2140 x 980	2150 x 1000	2201.5 x 1103


TUTTI I RIFERIMENTI CON L'ASTERISCO (*) SONO DA INDICARE NELL'ORDINE
 PER LA CONFIGURAZIONE STANDARD CORRETTA TELAILO / COPRIFILO DI OGNI FAMIGLIA CONSULTARE IL LISTINO
 ALL REFERENCES BEARING THE ASTERISCS (*) MUST BE INDICATED IN THE ORDER
 CONSULT THE PRICELIST FOR THE CORRECT STANDARD CONFIGURATION OF FRAME / COVER MOULD OF EACH FAMILY

TUTTI I RIFERIMENTI CON L'ASTERISCO (*) SONO DA INDICARE NELL'ORDINE PER LA CONFIGURAZIONE STANDARD CORRETTA TELAI / COPRIFILO DI OGNI FAMIGLIA CONSULTARE IL LISTINO ALL REFERENCES BEARING THE ASTERISCS (*) MUST BE INDICATED IN THE ORDER CONSULT THE PRICELIST FOR THE CORRECT STANDARD CONFIGURATION OF FRAME / COVER MOULD OF EACH FAMILY



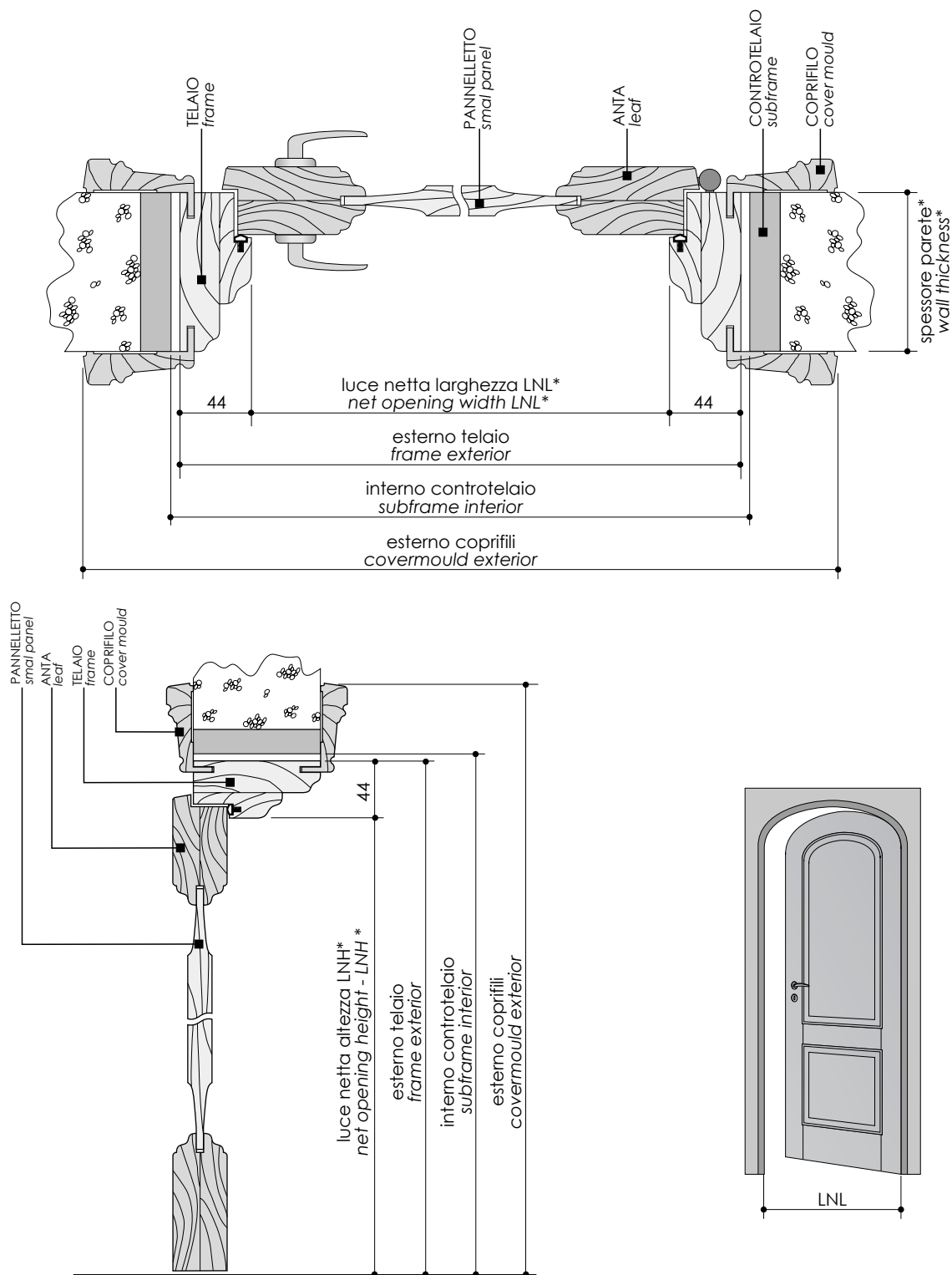

In caso di murature già realizzate, si consiglia di fornire al Ns. Ufficio Tecnico la dima dell'arco. In the event of already made brick work, it is advisable to supply our Technical Dept. with the arch template.

LNH X LNL LUCI NETTE NOMINALI NOMINAL NET OPENINGS	LUCI NETTE REALI ACTUAL NET OPENINGS	ESTERNO TELAI FRAME EXTERIOR	INTERNO CONTROTELAIO SUBFRAME INTERIOR	ESTERNO COPRIFILO COVERMOULD EXTERIOR
2000 x 600 + 600	1996 x 1192	2040 x 1280	2050 x 1300	2101.5 x 1403
2000 x 700 + 700	1996 x 1392	2040 x 1480	2050 x 1500	2101.5 x 1603
2000 x 750 + 750	1996 x 1492	2040 x 1580	2050 x 1600	2101.5 x 1703
2000 x 800 + 800	1996 x 1592	2040 x 1680	2050 x 1700	2101.5 x 1803
2000 x 900 + 900	1996 x 1792	2040 x 1880	2050 x 1900	2101.5 x 2003
2100 x 600 + 600	2096 x 1192	2140 x 1280	2150 x 1300	2201.5 x 1403
2100 x 700 + 700	2096 x 1392	2140 x 1480	2150 x 1500	2201.5 x 1603
2100 x 750 + 750	2096 x 1492	2140 x 1580	2150 x 1600	2201.5 x 1703
2100 x 800 + 800	2096 x 1592	2140 x 1680	2150 x 1700	2201.5 x 1803
2100 x 900 + 900	2096 x 1792	2140 x 1880	2150 x 1900	2201.5 x 2003



THREE-SPOKE ARCH DOUBLE LEAF OPENING
APERTURA AD ARCO A TRE RAGGI A DUE ANTE
BALDI - PALADINO - ALFIERI - GUARINI

BALDI - PALADINO - ALFIERI - GUARINI
APERTURA AD UN ANTA AD ARCO A TRE RAGGI CON TELAIO RETTO
THREE-SPOKE ARCH SINGLE LEAF OPENING WITH SQUARE FRAME

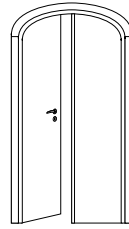
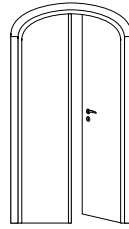
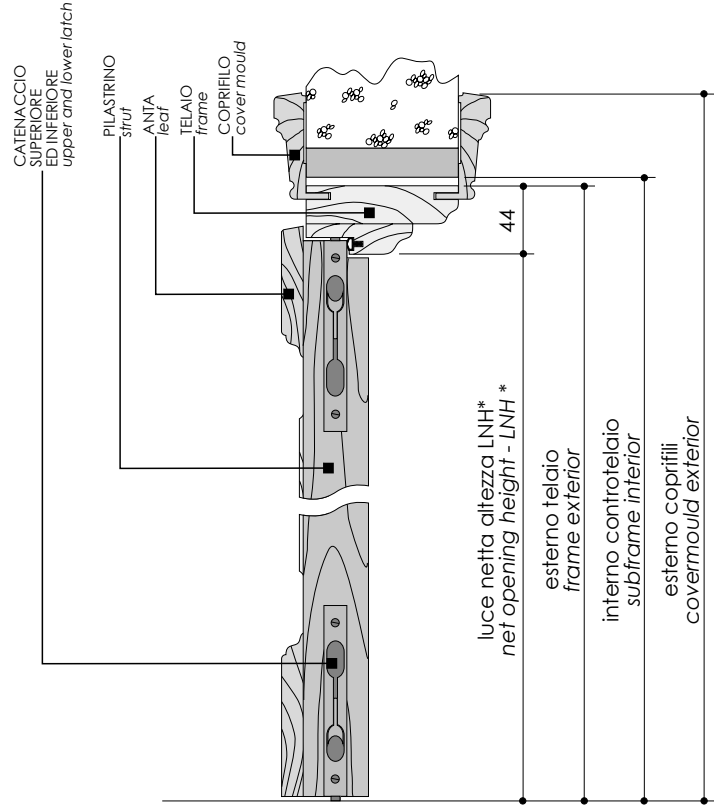

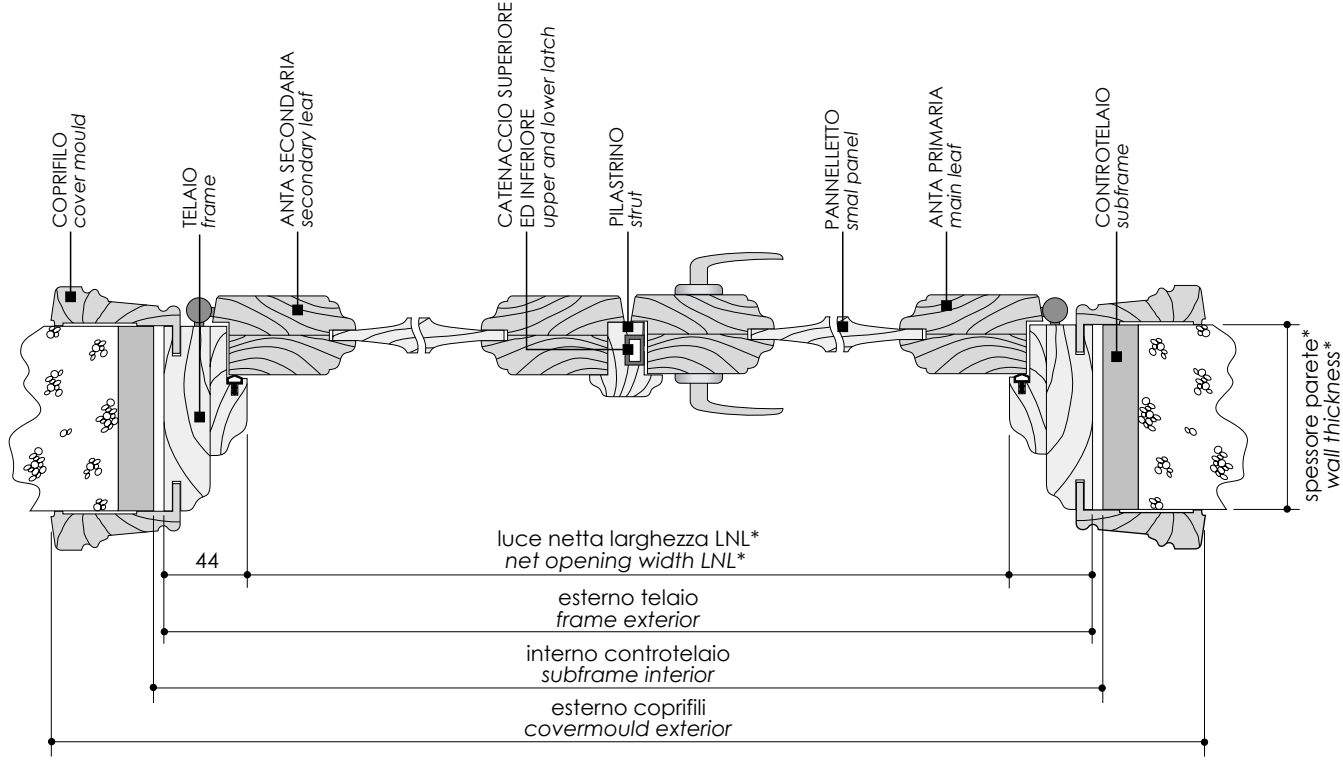


LNH X LNL LUCI NETTE NOMINALI NOMINAL NET OPENINGS	LUCI NETTE REALI ACTUAL NET OPENINGS	ESTERNO TELAIO FRAME EXTERIOR	INTERNO CONTROTELAIO SUBFRAME INTERIOR	ESTERNO COPRIFILO COVERMOULD EXTERIOR
2000 x 600	1996 x 592	2040 x 680	2050 x 700	2101.5 x 803
2000 x 700	1996 x 692	2040 x 780	2050 x 800	2101.5 x 903
2000 x 750	1996 x 742	2040 x 830	2050 x 850	2101.5 x 953
2000 x 800	1996 x 792	2040 x 880	2050 x 900	2101.5 x 1003
2000 x 900	1996 x 892	2140 x 980	2050 x 1000	2101.5 x 1103
2100 x 600	2096 x 592	2140 x 680	2150 x 700	2201.5 x 803
2100 x 700	2096 x 692	2140 x 780	2150 x 800	2201.5 x 903
2100 x 750	2096 x 742	2140 x 830	2150 x 850	2201.5 x 953
2100 x 800	2096 x 792	2140 x 880	2150 x 900	2201.5 x 1003
2100 x 900	2096 x 892	2140 x 980	2150 x 1000	2201.5 x 1103

TUTTI I RIFERIMENTI CON L' ASTERISCO (*) SONO DA INDICARE NELL' ORDINE PER LA CONFIGURAZIONE STANDARD CORRETTA TELAIO / COPRIFILO DI OGNI FAMIGLIA CONSULTARE IL LISTINO ALL REFERENCES BEARING THE ASTERISCS (*) MUST BE INDICATED IN THE ORDER CONSULT THE PRICELIST FOR THE CORRECT STANDARD CONFIGURATION OF FRAME / COVER MOULD OF EACH FAMILY

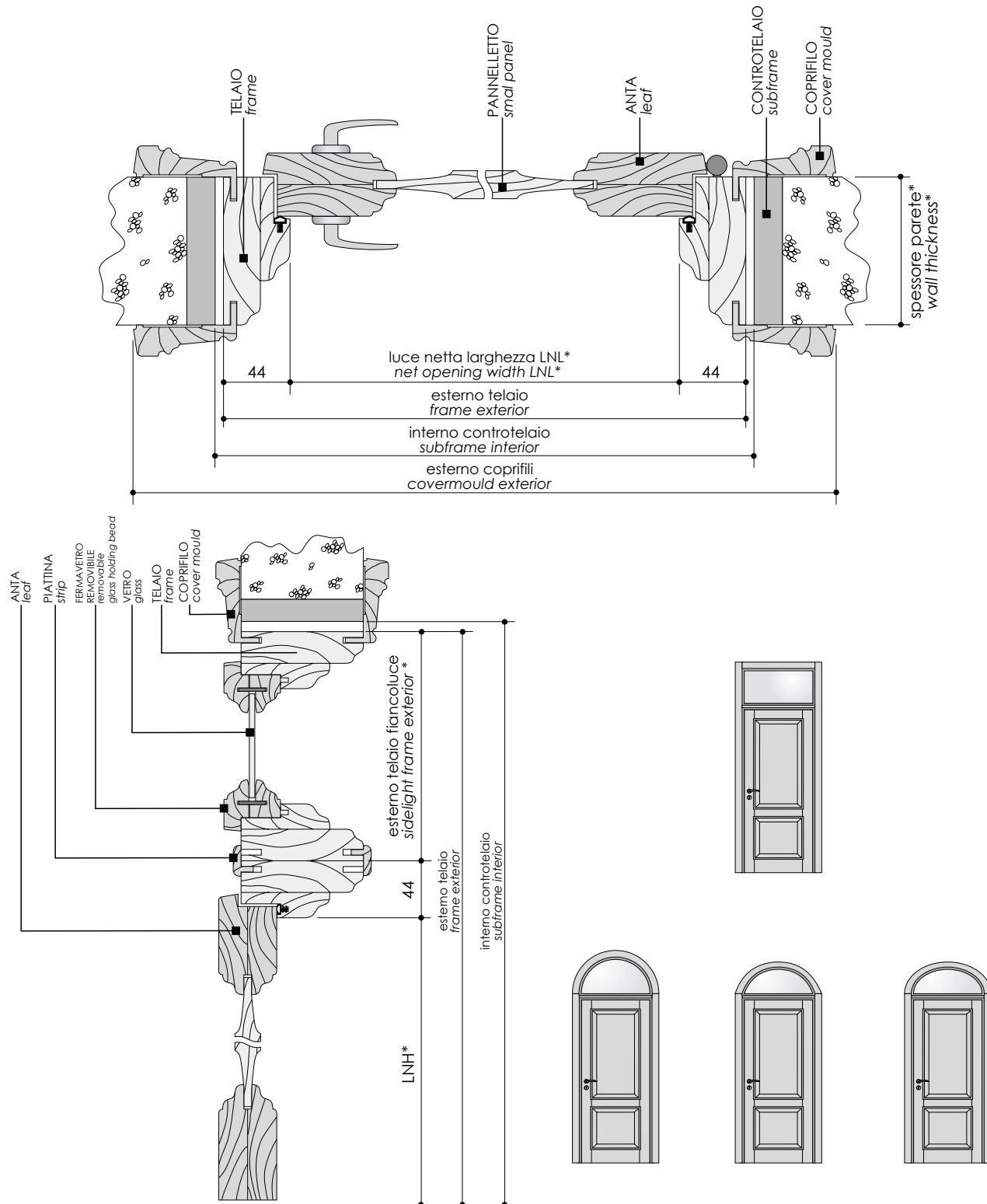
TUTTI I RIFERIMENTI CON L'ASTERISCO (*) SONO DA INDICARE NELL'ORDINE PER LA CONFIGURAZIONE STANDARD CORRETTA TELAIO / COPRIFILO DI OGNI FAMIGLIA CONSULTARE IL LISTINO ALL REFERENCES BEARING THE ASTERISCS (*) MUST BE INDICATED IN THE ORDER CONSULT THE PRICELIST FOR THE CORRECT STANDARD CONFIGURATION OF FRAME / COVER MOULD OF EACH FAMILY

LNH X LNL LUCI NETTE NOMINALI NOMINAL NET OPENINGS	LUCI NETTE REALI ACTUAL NET OPENINGS	ESTERNO TELAIO FRAME EXTERIOR	INTERNO CONTROTELAIO SUBFRAME INTERIOR	ESTERNO COPRIFILO COVERMOULD EXTERIOR
2000 x 600 + 600	1996 x 1192	2040 x 1280	2050 x 1300	2101.5 x 1403
2000 x 700 + 700	1996 x 1392	2040 x 1480	2050 x 1500	2101.5 x 1603
2000 x 750 + 750	1996 x 1492	2040 x 1580	2050 x 1600	2101.5 x 1703
2000 x 800 + 800	1996 x 1592	2040 x 1680	2050 x 1700	2101.5 x 1803
2000 x 900 + 900	1996 x 1792	2040 x 1880	2050 x 1900	2101.5 x 2003
2100 x 600 + 600	2096 x 1192	2140 x 1280	2150 x 1300	2201.5 x 1403
2100 x 700 + 700	2096 x 1392	2140 x 1480	2150 x 1500	2201.5 x 1603
2100 x 750 + 750	2096 x 1492	2140 x 1580	2150 x 1600	2201.5 x 1703
2100 x 800 + 800	2096 x 1592	2140 x 1680	2150 x 1700	2201.5 x 1803
2100 x 900 + 900	2096 x 1792	2140 x 1880	2150 x 1900	2201.5 x 2003



THREE-SPOKE ARCH DOUBLE LEAF OPENING WITH SQUARE FRAME
 APERTURA A DUE ANTE AD ARCO A TRE RAGGI CON TELAIO RETTO
 BALDI - PALADINO - ALFIERI - GUARINI

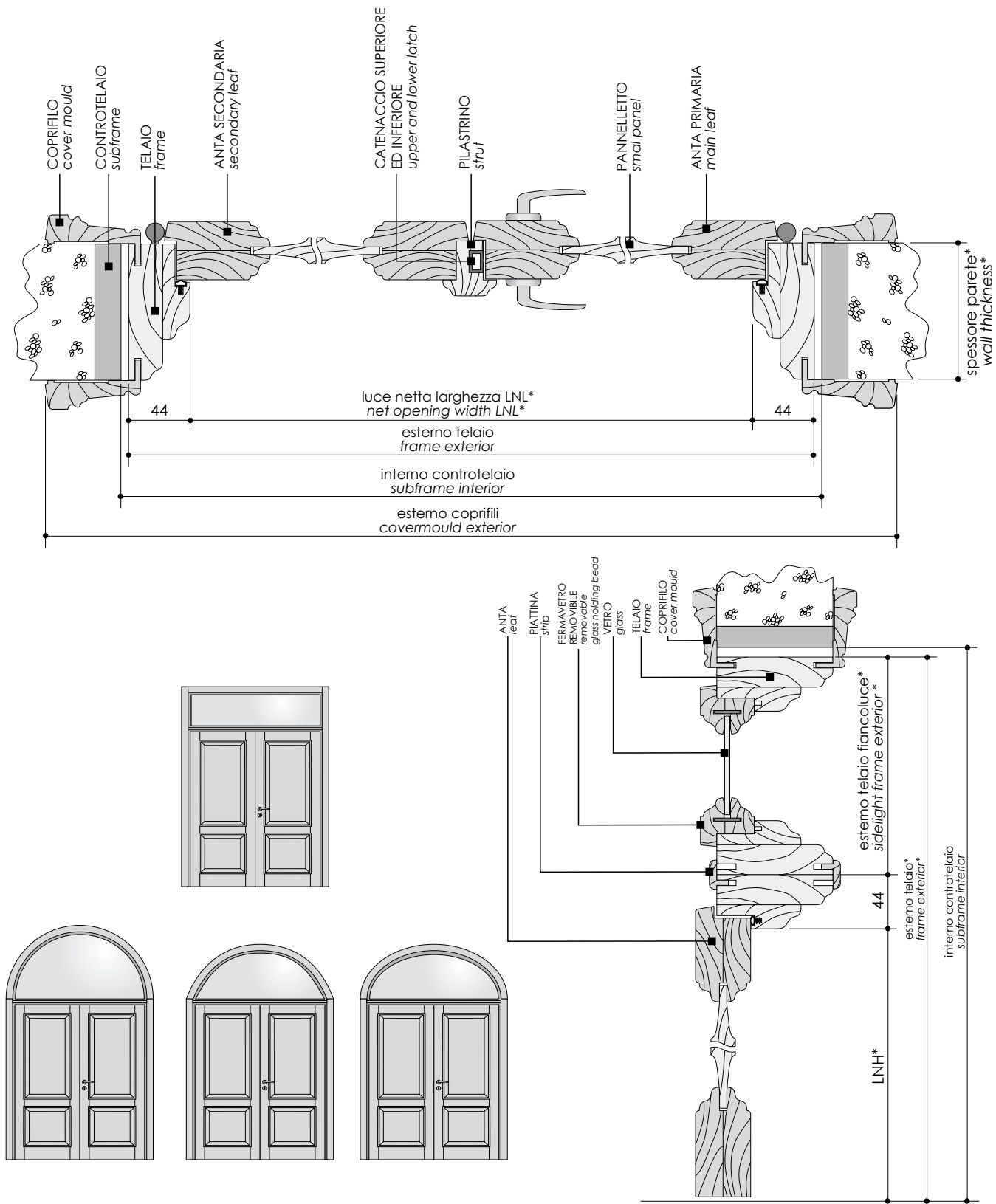
MANTEGNA - TRENDY - DE SIMONE - FASHION - GUARINI - ALFIERI - RICCI - PALADINO - BALDI - CAIROLI
 APERTURA AD UN'ANTA CON SOPRALUCE
 SINGLE LEAF OPENING WITH OVERHEAD DOORLIGHT



PER LE CAIROLI, RICCI, TONELLI E DE SIMONE È DISPONIBILE SOLO IL SOPRALUCE RETTANGOLARE
 FOR THE CAIROLI, RICCI, TONELLI AND DE SIMONE, THE RECTANGULAR OVERHEAD DOORLIGHT IS ONLY AVAILABLE

TUTTI I RIFERIMENTI CON L'ASTERISCO (*) SONO DA INDICARE NELL'ORDINE
 PER LA CONFIGURAZIONE STANDARD CORRETTA TELAIO / COPRIFILLO OGNI FAMIGLIA CONSULTARE IL LISTINO
 ALL REFERENCES BEARING THE ASTERISCS (*) MUST BE INDICATED IN THE ORDER
 CONSULT THE PRICELIST FOR THE CORRECT STANDARD CONFIGURATION OF FRAME / COVER MOULD OF EACH FAMILY

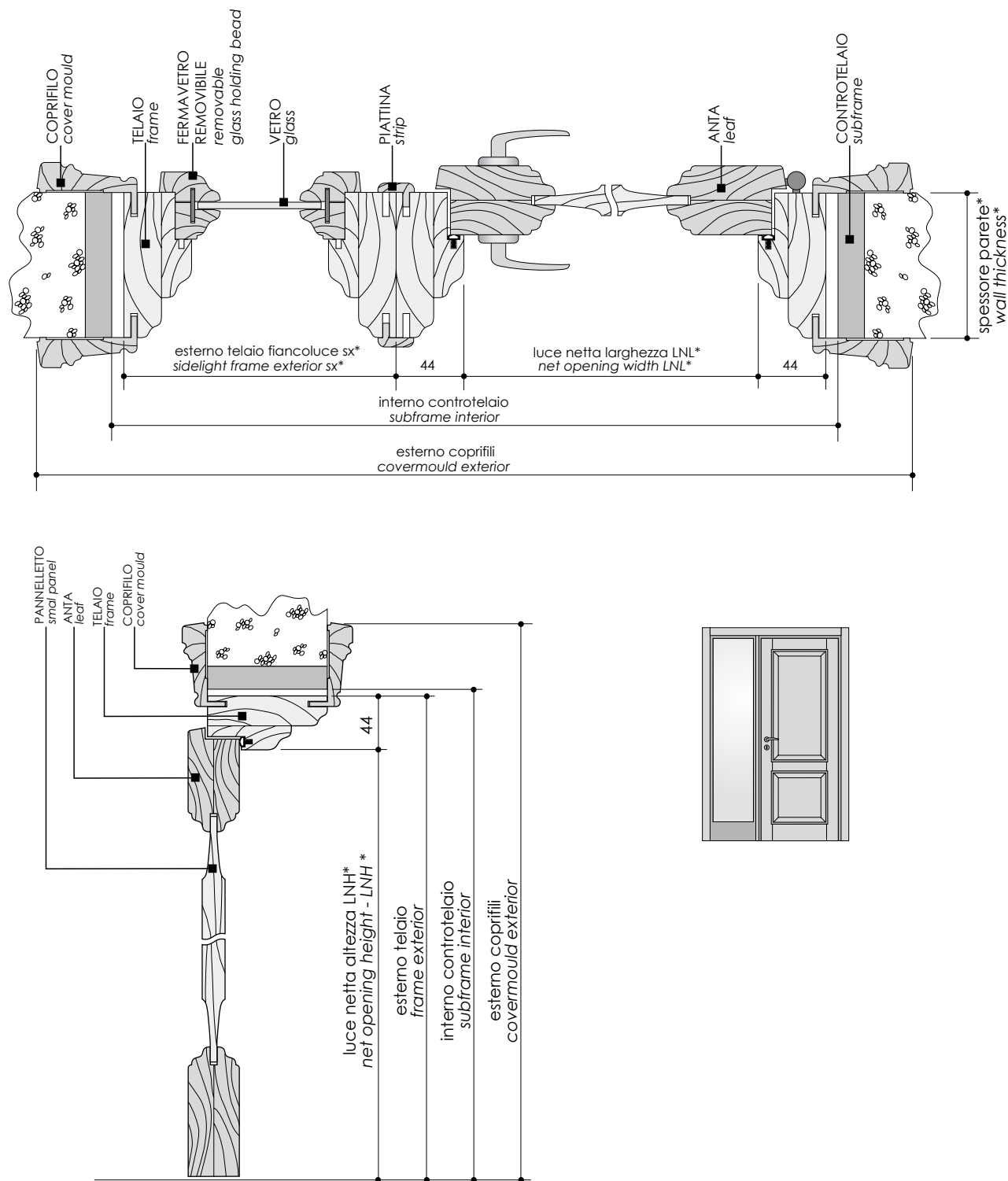
TUTTI I RIFERIMENTI CON L'ASTERISCO (*) SONO DA INDICARE NELL'ORDINE PER LA CONFIGURAZIONE STANDARD CORRETTA TELAI0 / COPRIFILII DI OGNI FAMIGLIA CONSULTARE IL LISTINO ALL REFERENCES BEARING THE ASTERISCS (*) MUST BE INDICATED IN THE ORDER CONSULT THE PRICE LIST FOR THE CORRECT STANDARD CONFIGURATION OF FRAME / COVER MOULD OF EACH FAMILY



PER LE CAIROLI, RICCI, TONELLI E DE SIMONE È DISPONIBILE SOLO IL SOPRALUCE RETTANGOLARE
FOR THE CAIROLI, RICCI, TONELLI AND DE SIMONE, THE RECTANGULAR OVERHEAD DOORLIGHT IS ONLY AVAILABLE

DOUBLE LEAF OPENING WITH OVERHEAD DOORLIGHT
APERTURA A DUE ANTE CON SOPRALUCE
MANTEGNA - TRENDY - DE SIMONE - FASHION - GUARINI - ALFIERI - RICCI - PALADINO - BALDI - CAIROLI

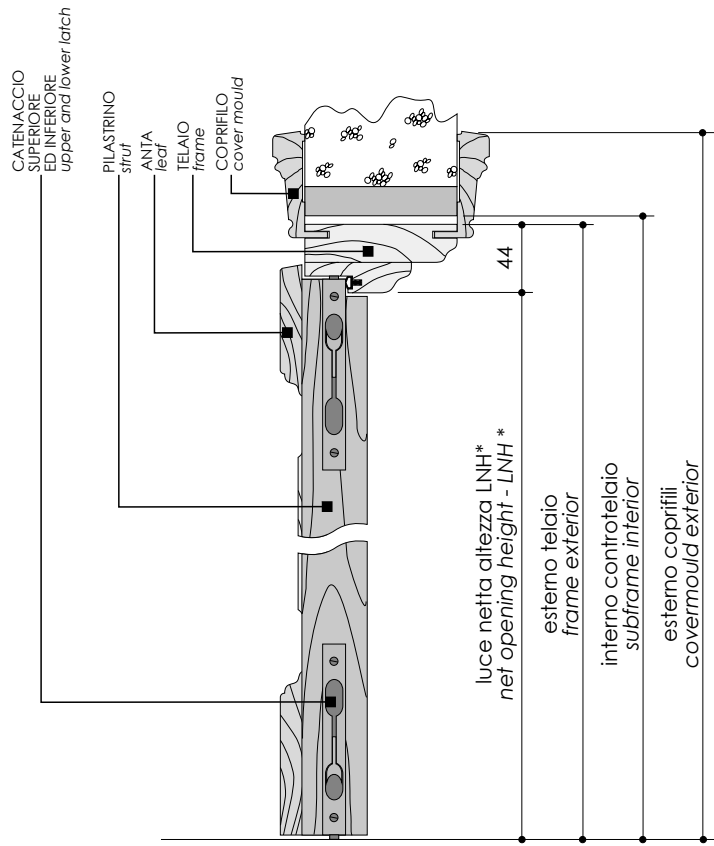
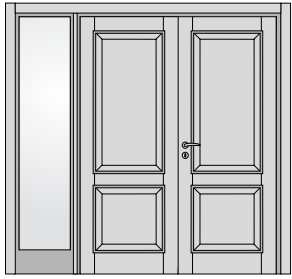
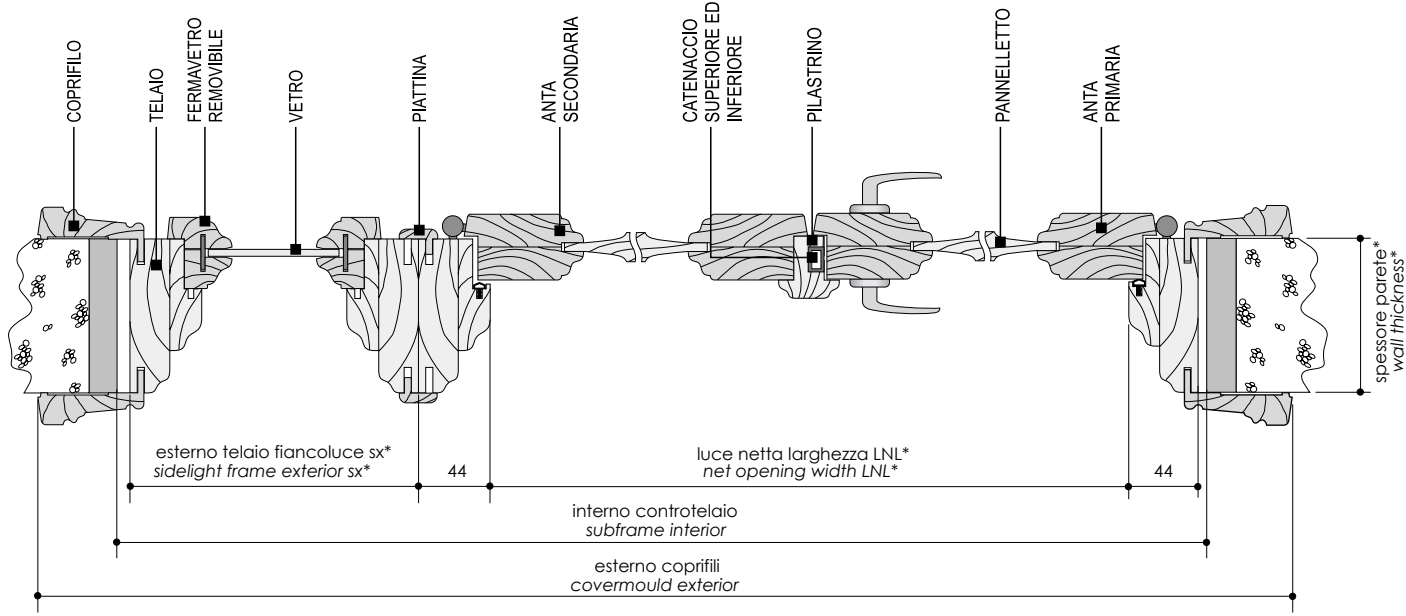
MANTEGNA - TRENDY - DE SIMONE - FASHION - GUARINI - ALFIERI - RICCI - PALADINO - BALDI - CAIROLI
 APERTURA AD UN'ANTA CON FIANCOLUCE
 SINGLE LEAF OPENING WITH SIDELIGHT



L'ALTEZZA DELLA ZOCCOLATURA DEL FIANCOLUCE, SARÀ LA STESSA DELL'ANTA
 THE HEIGHT OF THE SIDELIGHT SKIRTING WILL BE THE SAME AS THAT OF THE LEAF

TUTTI I RIFERIMENTI CON L'ASTERISCO (*) SONO DA INDICARE NELL'ORDINE
 PER LA CONFIGURAZIONE STANDARD CORRETTA TELAIO / COPRIFILO DI OGNI FAMIGLIA CONSULTARE IL LISTINO
 ALL REFERENCES BEARING THE ASTERISCS (*) MUST BE INDICATED IN THE ORDER
 CONSULT THE PRICELIST FOR THE CORRECT STANDARD CONFIGURATION OF FRAME / COVER MOULD OF EACH FAMILY

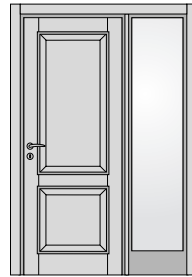
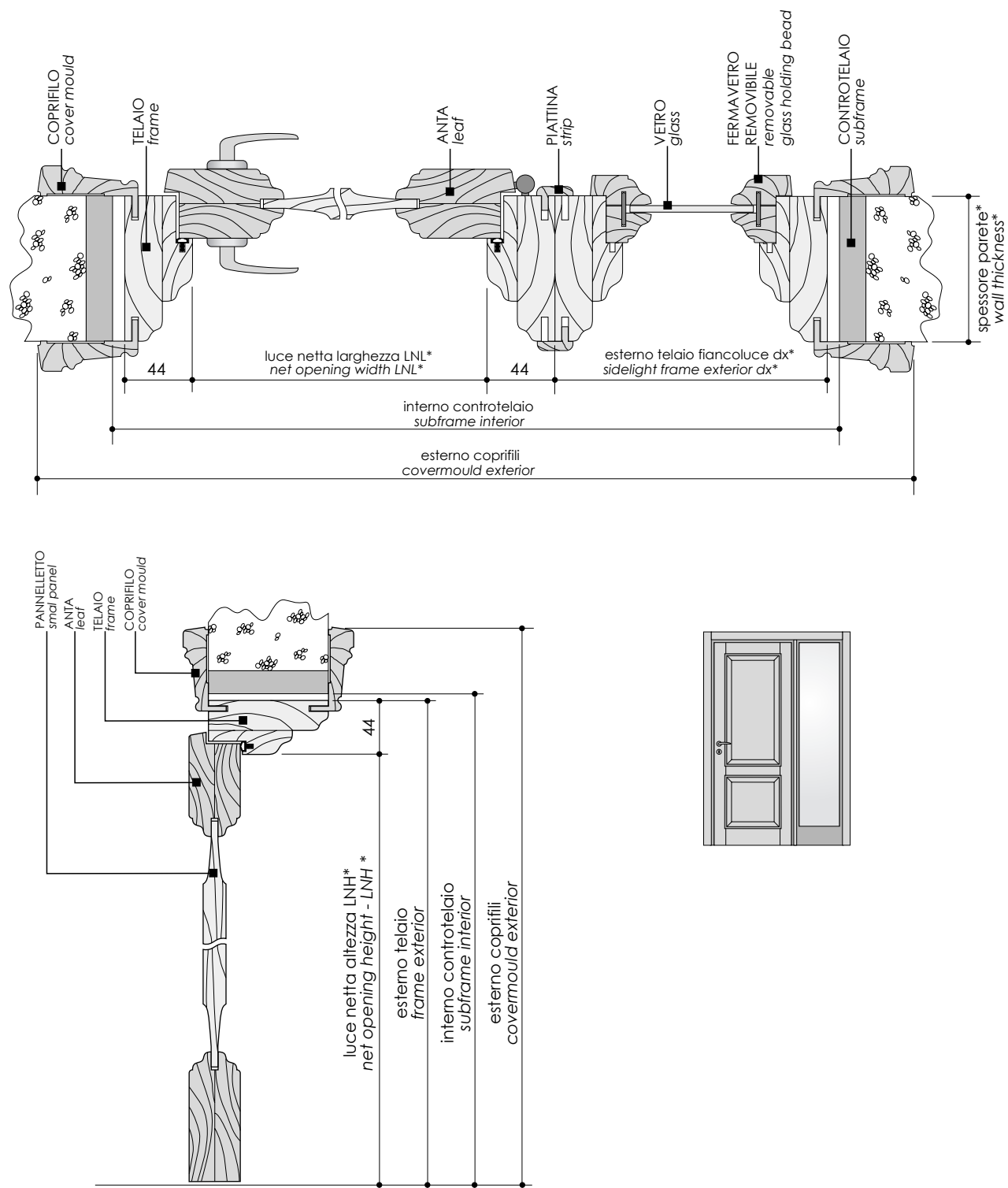
TUTTI I RIFERIMENTI CON L'ASTERISCO (*) SONO DA INDICARE NELL'ORDINE
 PER LA CONFIGURAZIONE STANDARD CORRETTA TELAIO / COPRIFILO DI OGNI FAMIGLIA CONSULTARE IL LISTINO
 ALL REFERENCES BEARING THE ASTERISCS (*) MUST BE INDICATED IN THE ORDER
 CONSULT THE PRICELIST FOR THE CORRECT STANDARD CONFIGURATION OF FRAME / COVER MOULD OF EACH FAMILY



L'ALTEZZA DELLA ZOCCOLATURA DEL FIANCOLUCE, SARÀ LA STESSA DELL'ANTA
 THE HEIGHT OF THE SIDELIGHT SKIRTING WILL BE THE SAME AS THAT OF THE LEAF

DOUBLE LEAF OPENING WITH SIDELIGHT
 APERTURA A DUE ANTE CON FIANCOLUCE
 MANTEGNA - TRENDY - DE SIMONE - FASHION - GUARINI - ALFIERI - RICCI - PALADINO - BALDI - CAIROLI

MANTEGNA - TRENDY - DE SIMONE - FASHION - GUARINI - ALFIERI - RICCI - PALADINO - BALDI - CAIROLI
 APERTURA AD UN'ANTA CON FIANCOLUCE
 SINGLE LEAF OPENING WITH SIDELIGHT

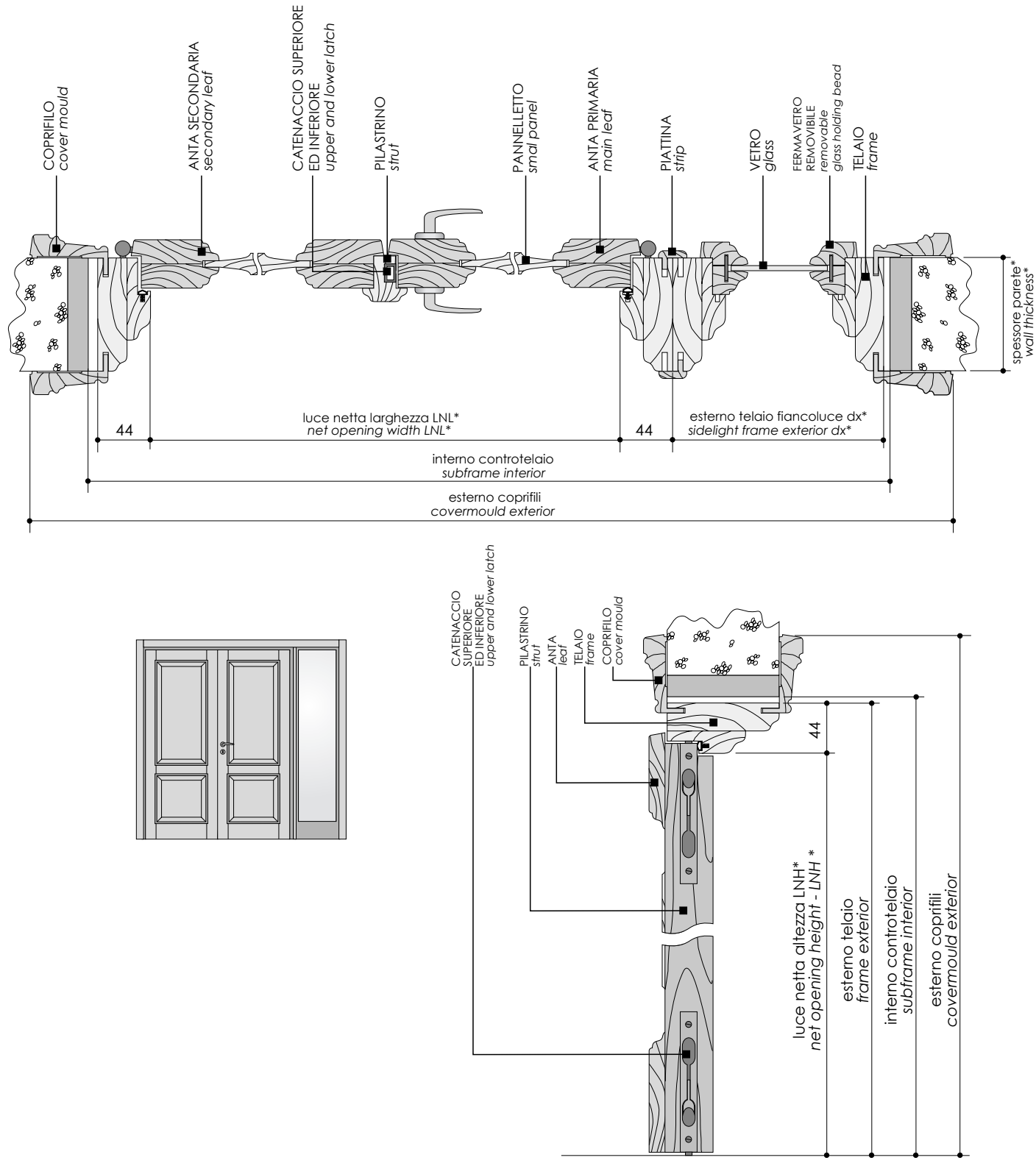


L'ALTEZZA DELLA ZOCCOLATURA DEL FIANCOLUCE, SARÀ LA STESSA DELL'ANTA
 THE HEIGHT OF THE SIDELIGHT SKIRTING WILL BE THE SAME AS THAT OF THE LEAF

TUTTI I RIFERIMENTI CON L'ASTERISCO (*) SONO DA INDICARE NELL'ORDINE
 PER LA CONFIGURAZIONE STANDARD CORRETTA TELAILO / COPRIFILO DI OGNI FAMIGLIA CONSULTARE IL LISTINO
 ALL REFERENCES BEARING THE ASTERISCS (*) MUST BE INDICATED IN THE ORDER
 CONSULT THE PRICE LIST FOR THE CORRECT STANDARD CONFIGURATION OF FRAME / COVER MOULD OF EACH FAMILY

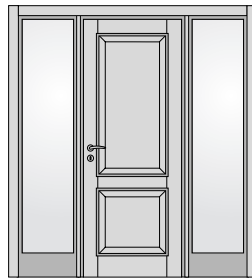
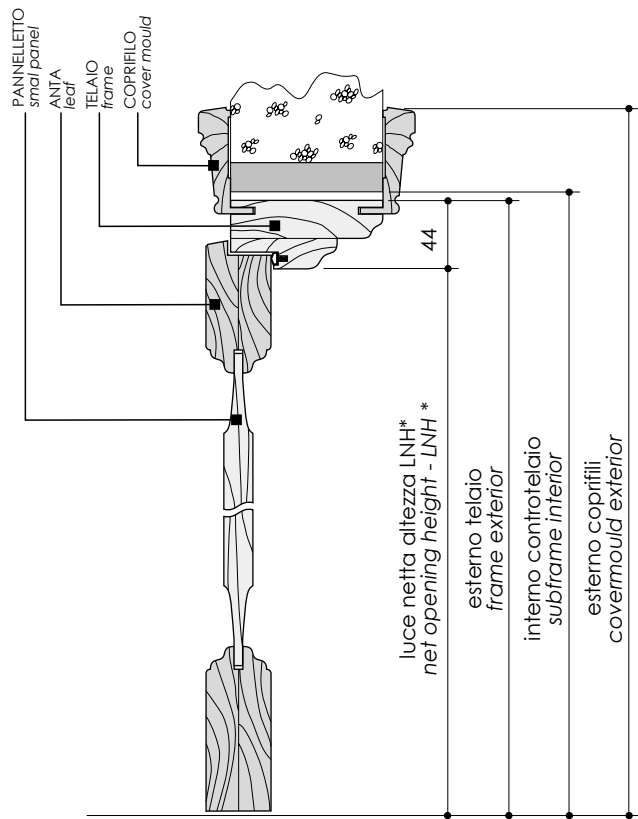
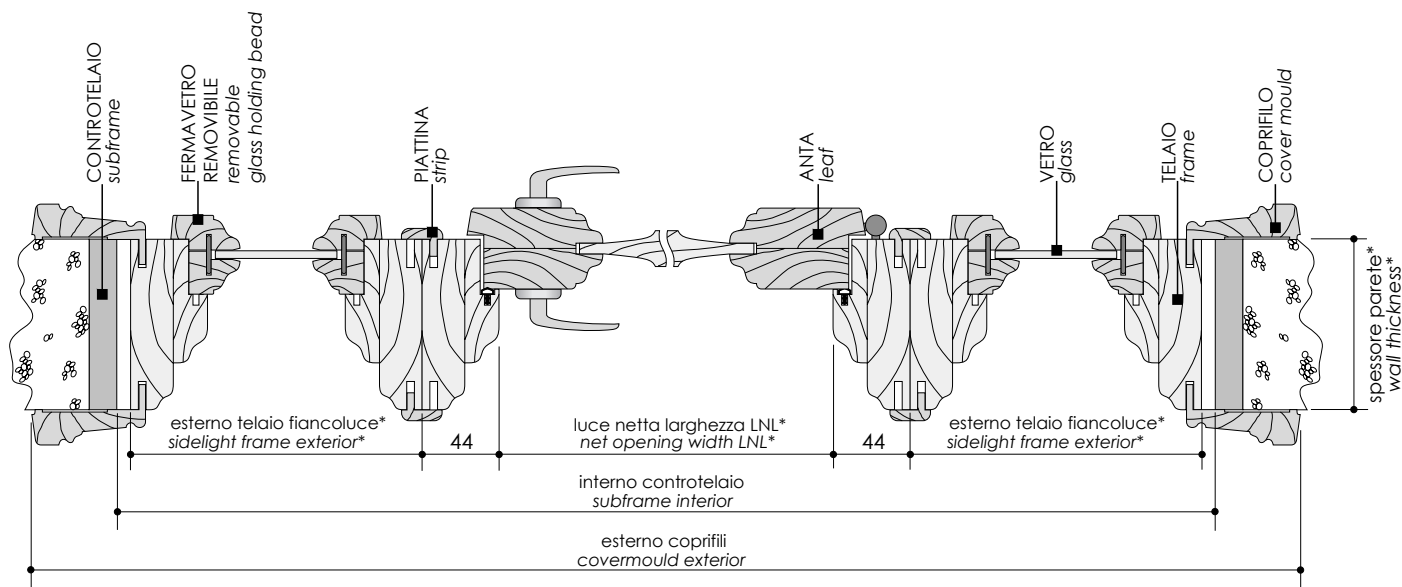
L'ALTEZZA DELLA ZOCCOLATURA DEL FIANCOLUCE, SARÀ LA STESSA DELL'ANTA
 THE HEIGHT OF THE SIDELIGHT SKIRTING WILL BE THE SAME AS THAT OF THE LEAF

TUTTI I RIFERIMENTI CON L'ASTERISCO (*) SONO DA INDICARE NELL'ORDINE
 PER LA CONFIGURAZIONE STANDARD CORRETTA TELAIO / COPRIFILO DI OGNI FAMIGLIA CONSULTARE IL LISTINO
 ALL REFERENCES BEARING THE ASTERISCS (*) MUST BE INDICATED IN THE ORDER
 CONSULT THE PRICELIST FOR THE CORRECT STANDARD CONFIGURATION OF FRAME / COVER MOULD OF EACH FAMILY



DOUBLE LEAF OPENING WITH SIDELIGHT
 APERTURA A DUE ANTE CON FIANCOLUCE
 MANTEGNA - TRENDY - DE SIMONE - FASHION - GUARINI - ALFIERI - RICCI - PALADINO - BALDI - CAIROLI

MANTEGNA - TRENDY - DE SIMONE - FASHION - GUARINI - ALFIERI - RICCI - PALADINO - BALDI - CAIROLI
 APERTURA AD UN'ANTA CON DOPPIO FIANCOLUCE
 SINGLE LEAF OPENING WITH DOUBLE SIDELIGHT

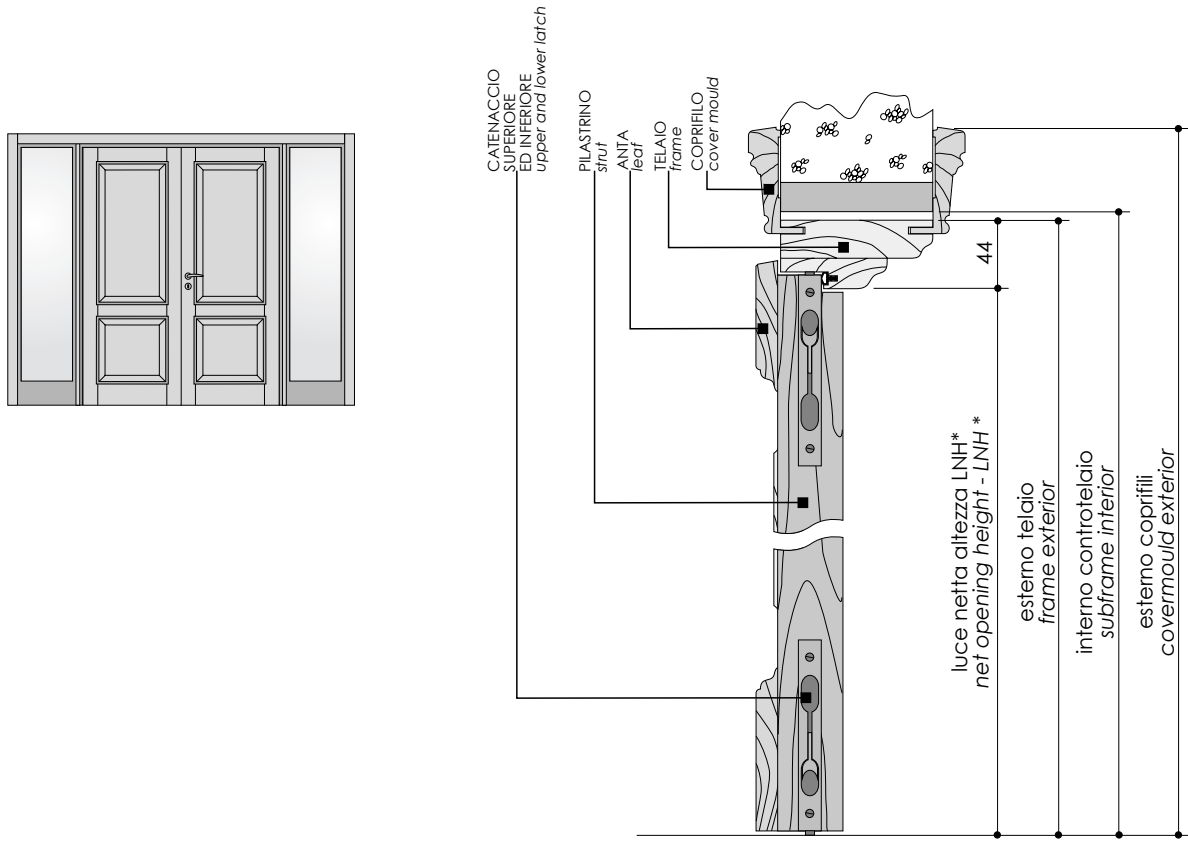
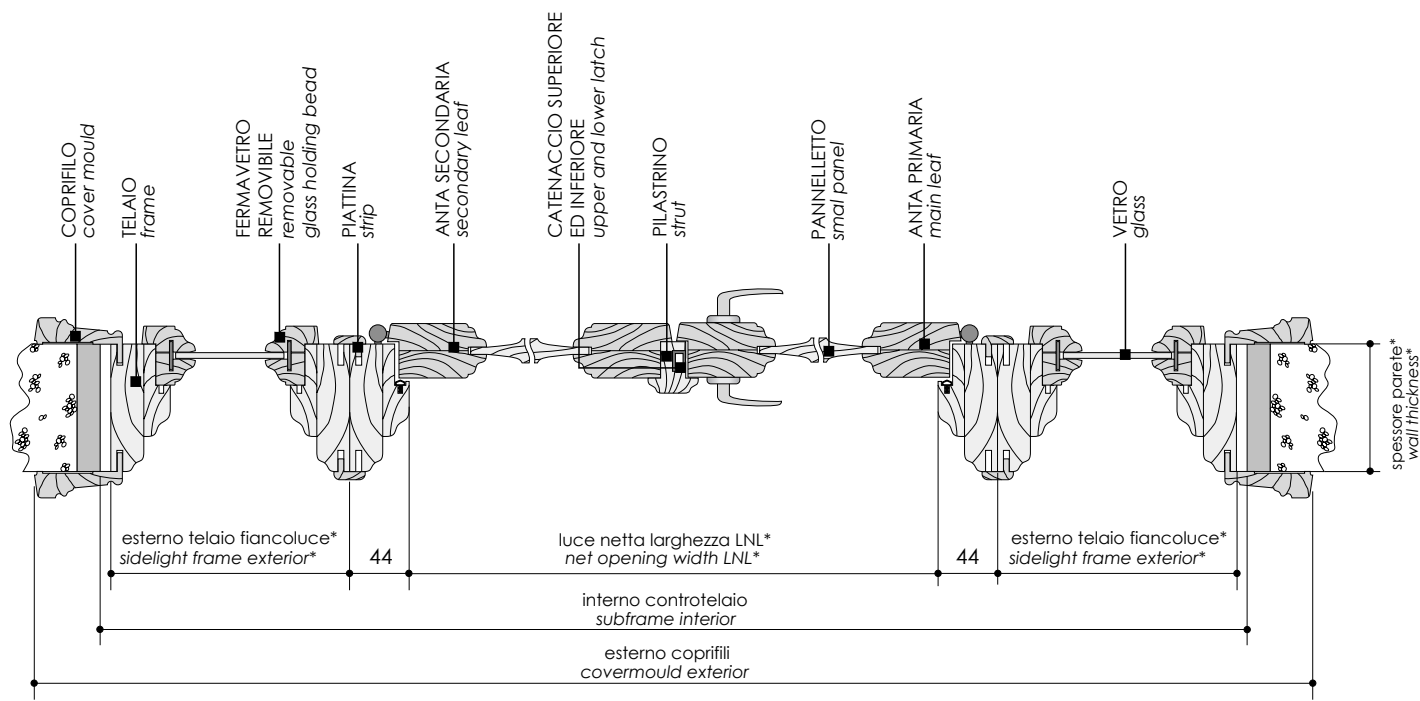


L'ALTEZZA DELLA ZOCCOLATURA DEL FIANCOLUCE, SARÀ LA STESSA DELL'ANTA
 THE HEIGHT OF THE SIDELIGHT SKIRTING WILL BE THE SAME AS THAT OF THE LEAF

TUTTI I RIFERIMENTI CON L'ASTERISCO (*) SONO DA INDICARE NELL'ORDINE
 PER LA CONFIGURAZIONE STANDARD CORRETTA TELAIIO / COPRIFILO DI OGNI FAMIGLIA CONSULTARE IL LISTINO
 ALL REFERENCES BEARING THE ASTERISCS (*) MUST BE INDICATED IN THE ORDER
 CONSULT THE PRICELIST FOR THE CORRECT STANDARD CONFIGURATION OF FRAME / COVER MOULD OF EACH FAMILY

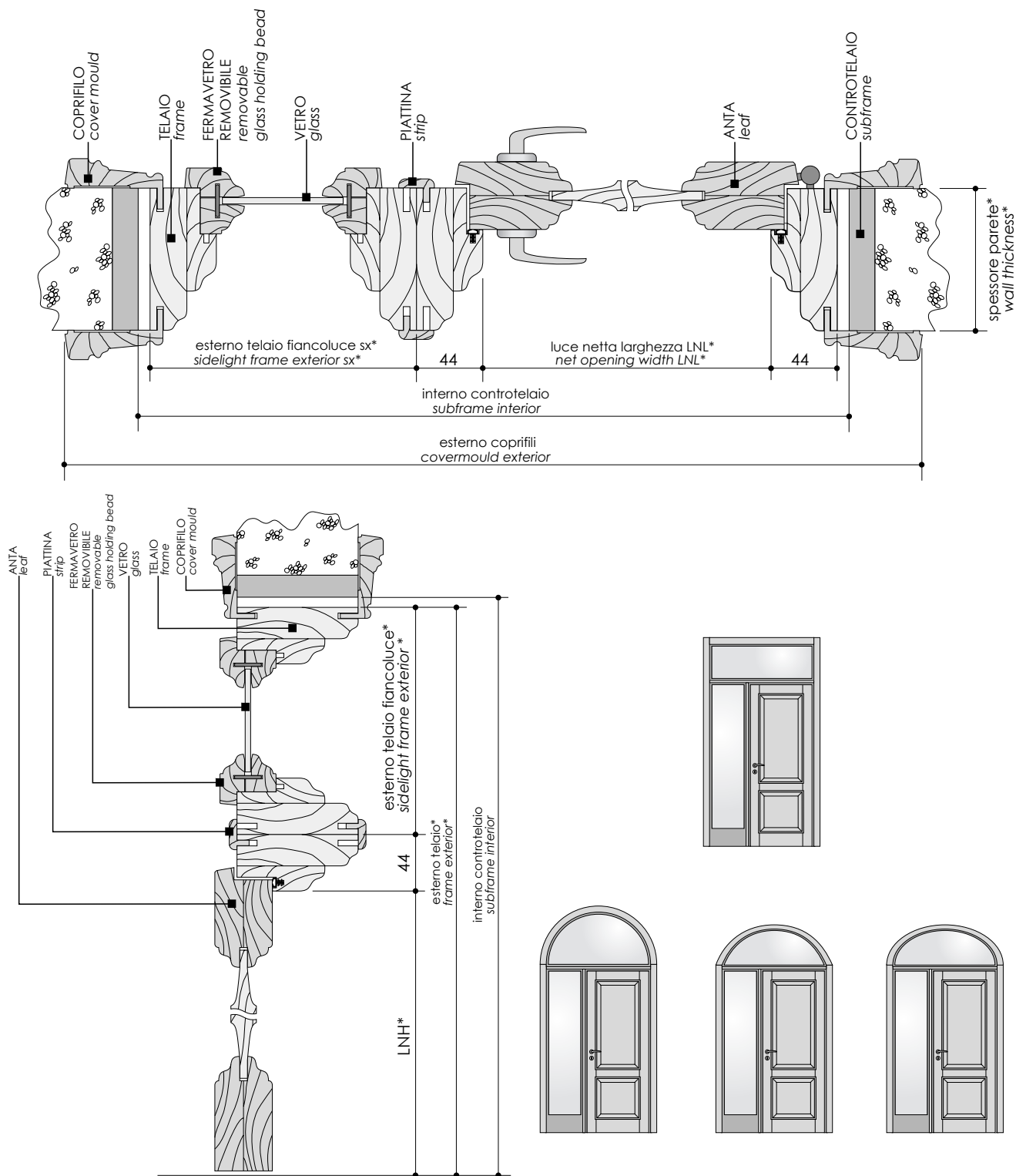
TUTTI I RIFERIMENTI CON L'ASTERISCO (*) SONO DA INDICARE NELL'ORDINE PER LA CONFIGURAZIONE STANDARD CORRETTA TELAI0 / COPRIFI0 DI OGNI FAMIGLIA CONSULTARE IL LISTINO ALL REFERENCES BEARING THE ASTERISCS (*) MUST BE INDICATED IN THE ORDER CONSULT THE PRICE LIST FOR THE CORRECT STANDARD CONFIGURATION OF FRAME / COVER MOULD OF EACH FAMILY

L'ALTEZZA DELLA ZOCCOLATURA DEL FIANCOLUCE, SARÀ LA STESSA DELL'ANTA
THE HEIGHT OF THE SIDELIGHT SKIRTING WILL BE THE SAME AS THAT OF THE LEAF



DOUBLE LEAF OPENING WITH DOUBLE SIDELIGHT
APERTURA A DUE ANTE CON DOPPIO FIANCOLUCE
MANTEGNA - TRENDY - DE SIMONE - FASHION - GUARINI - ALFIERI - RICCI - PALADINO - BALDI - CAIROLI

MANTEGNA - TRENDY - DE SIMONE - FASHION - GUARINI - ALFIERI - RICCI - PALADINO - BALDI - CAIROLI
 APERTURA AD UN'ANTA CON SOPRALUCE E FIANCOLUCE
 SINGLE LEAF OPENING WITH SIDELIGHT AND OVERHEAD DOORLIGHT

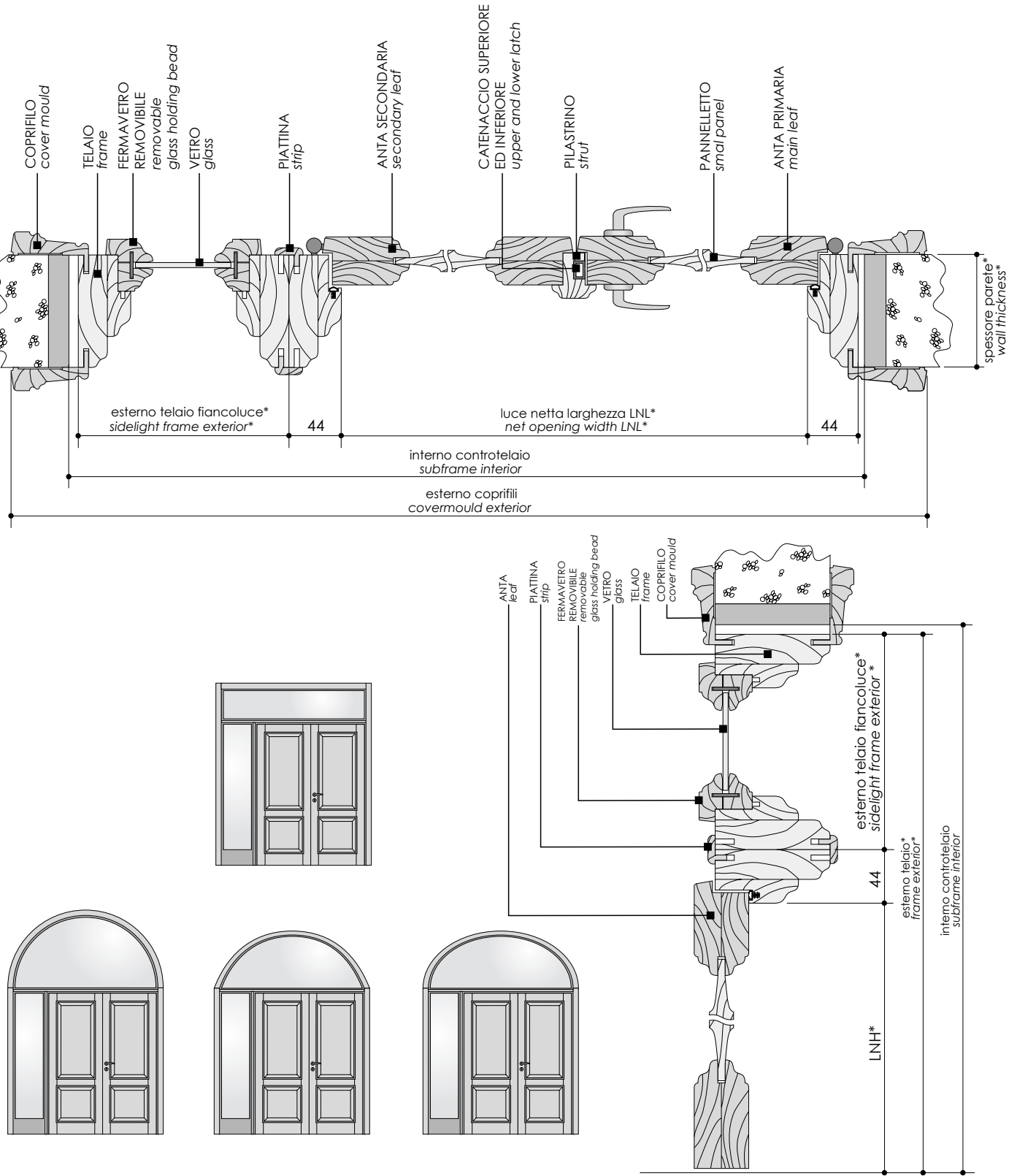


TUTTI I RIFERIMENTI CON L' ASTERISCO (*) SONO DA INDICARE NELL' ORDINE
 PER LA CONFIGURAZIONE STANDARD CORRETTA TELAI O / COPRIFILO DI OGNI FAMIGLIA CONSULTARE IL LISTINO
 ALL REFERENCES BEARING THE ASTERISCS (*) MUST BE INDICATED IN THE ORDER
 CONSULT THE PRICELIST FOR THE CORRECT STANDARD CONFIGURATION OF FRAME / COVER MOULD OF EACH FAMILY

PER LE CAIROLI, RICCI, TONELLI E DE SIMONE È DISPONIBILE SOLO IL SOPRALUCE RETTANGOLARE
 FOR THE CAIROLI, RICCI, TONELLI AND DE SIMONE, THE RECTANGULAR OVERHEAD DOORLIGHT IS ONLY AVAILABLE

L' ALTEZZA DELLA ZOCCOLATURA DEL FIANCOLUCE, SARÀ LA STESSA DELL' ANTA
 THE HEIGHT OF THE SIDELIGHT SKIRTING WILL BE THE SAME AS THAT OF THE LEAF

TUTTI I RIFERIMENTI CON L'ASTERISCO (*) SONO DA INDICARE NELL'ORDINE PER LA CONFIGURAZIONE STANDARD CORRETTA. TELAI0 / COPRIFILO DI OGNI FAMIGLIA CONSULTARE IL LISTINO ALL REFERENCES BEARING THE ASTERISCS (*) MUST BE INDICATED IN THE ORDER CONSULT THE PRICE LIST FOR THE CORRECT STANDARD CONFIGURATION OF FRAME / COVER MOULD OF EACH FAMILY

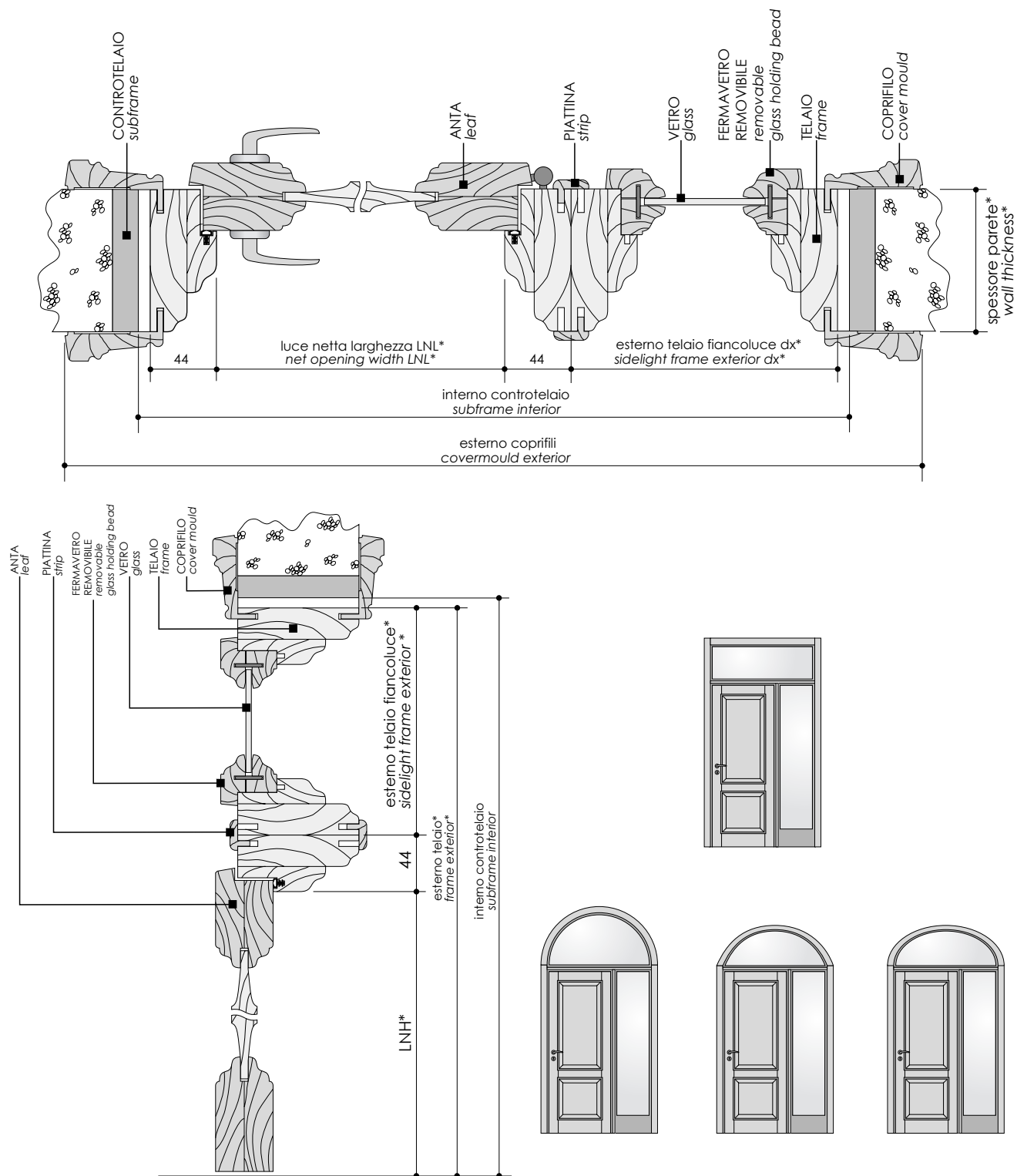


PER LE CAIROLI, RICCI, TONELLI E DE SIMONE È DISPONIBILE SOLO IL SOPRALUCE RETTANGOLARE
FOR THE CAIROLI, RICCI, TONELLI AND DE SIMONE, THE RECTANGULAR OVERHEAD DOORLIGHT IS ONLY AVAILABLE

L'ALTEZZA DELLA ZOCCOLATURA DEL FIANCOLUCE, SARÀ LA STESSA DELL'ANTA
THE HEIGHT OF THE SIDELIGHT SKIRTING WILL BE THE SAME AS THAT OF THE LEAF

DOUBLE LEAF OPENING WITH SIDELIGHT AND OVERHEAD DOORLIGHT
APERTURA A DUE ANTE CON SOPRALUCE E FIANCOLUCE
MANTEGNA - TRENDY - DE SIMONE - FASHION - GUARINI - ALFIERI - RICCI - PALADINO - BALDI - CAIROLI

MANTEGNA - TRENDY - DE SIMONE - FASHION - GUARINI - ALFIERI - RICCI - PALADINO - BALDI - CAIROLI
 APERTURA AD UN'ANTA CON SOPRALUCE E FIANCOLUCE
 SINGLE LEAF OPENING WITH SIDELIGHT AND OVERHEAD DOORLIGHT

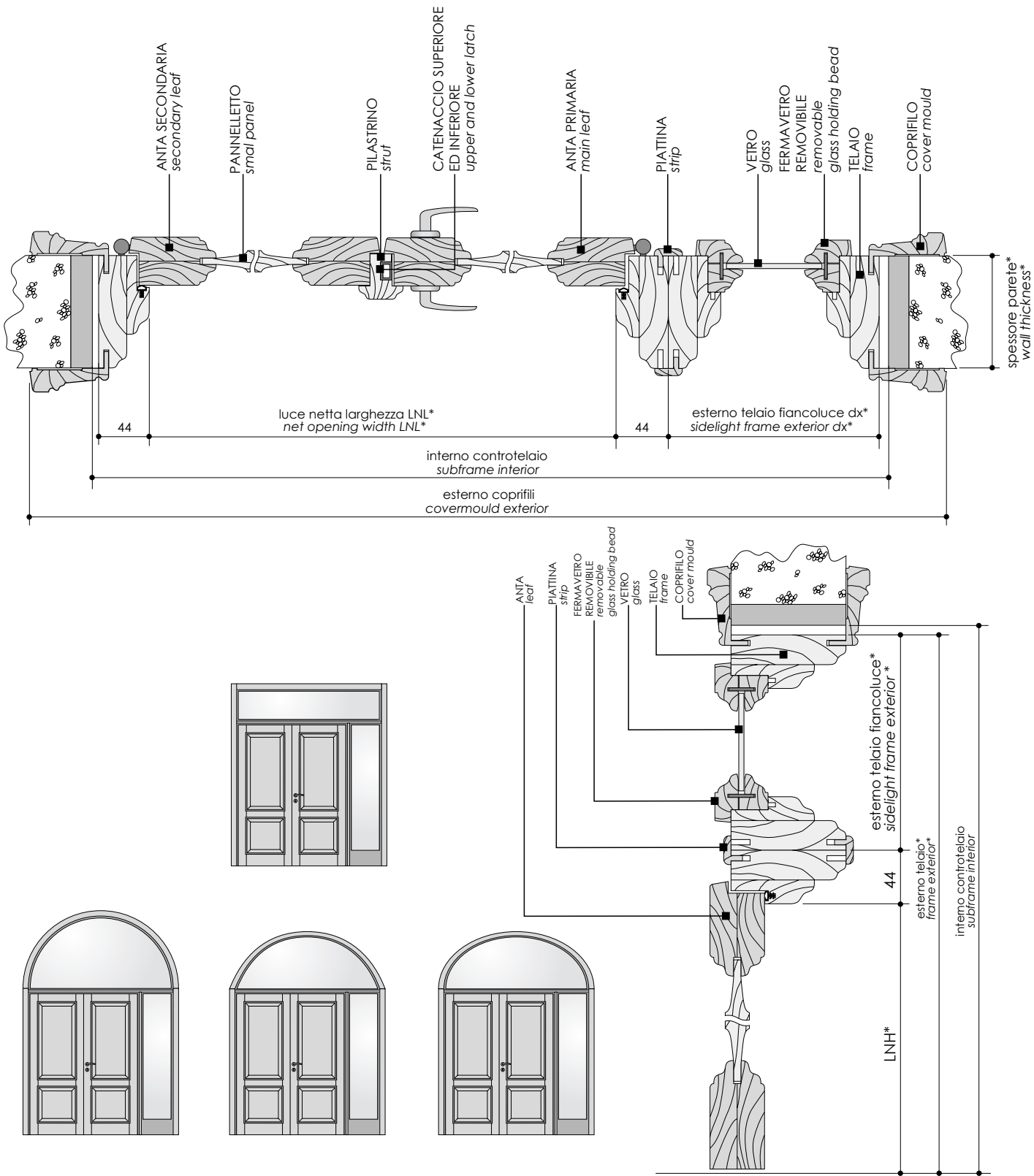


TUTTI I RIFERIMENTI CON L' ASTERISCO (*) SONO DA INDICARE NELL' ORDINE
 PER LA CONFIGURAZIONE STANDARD CORRETTA TELAIO / COPRIFILO DI OGNI FAMIGLIA CONSULTARE IL LISTINO
 ALL REFERENCES BEARING THE ASTERISCS (*) MUST BE INDICATED IN THE ORDER
 CONSULT THE PRICELIST FOR THE CORRECT STANDARD CONFIGURATION OF FRAME / COVER MOULD OF EACH FAMILY

PER LE CAIROLI, RICCI, TONELLI E DE SIMONE È DISPONIBILE SOLO IL SOPRALUCE RETTANGOLARE
 FOR THE CAIROLI, RICCI, TONELLI AND DE SIMONE, THE RECTANGULAR OVERHEAD DOORLIGHT IS ONLY AVAILABLE

L' ALTEZZA DELLA ZOCCOLATURA DEL FIANCOLUCE, SARÀ LA STESSA DELL' ANTA
 THE HEIGHT OF THE SIDELIGHT SKIRTING WILL BE THE SAME AS THAT OF THE LEAF

TUTTI I RIFERIMENTI CON L'ASTERISCO (*) SONO DA INDICARE NELL'ORDINE
 PER LA CONFIGURAZIONE STANDARD CORRETTA TELAI0 / COPRIFILO DI OGNI FAMIGLIA CONSULTARE IL LISTINO
 ALL REFERENCES BEARING THE ASTERISCS (*) MUST BE INDICATED IN THE ORDER
 CONSULT THE PRICE LIST FOR THE CORRECT STANDARD CONFIGURATION OF FRAME / COVER MOULD OF EACH FAMILY

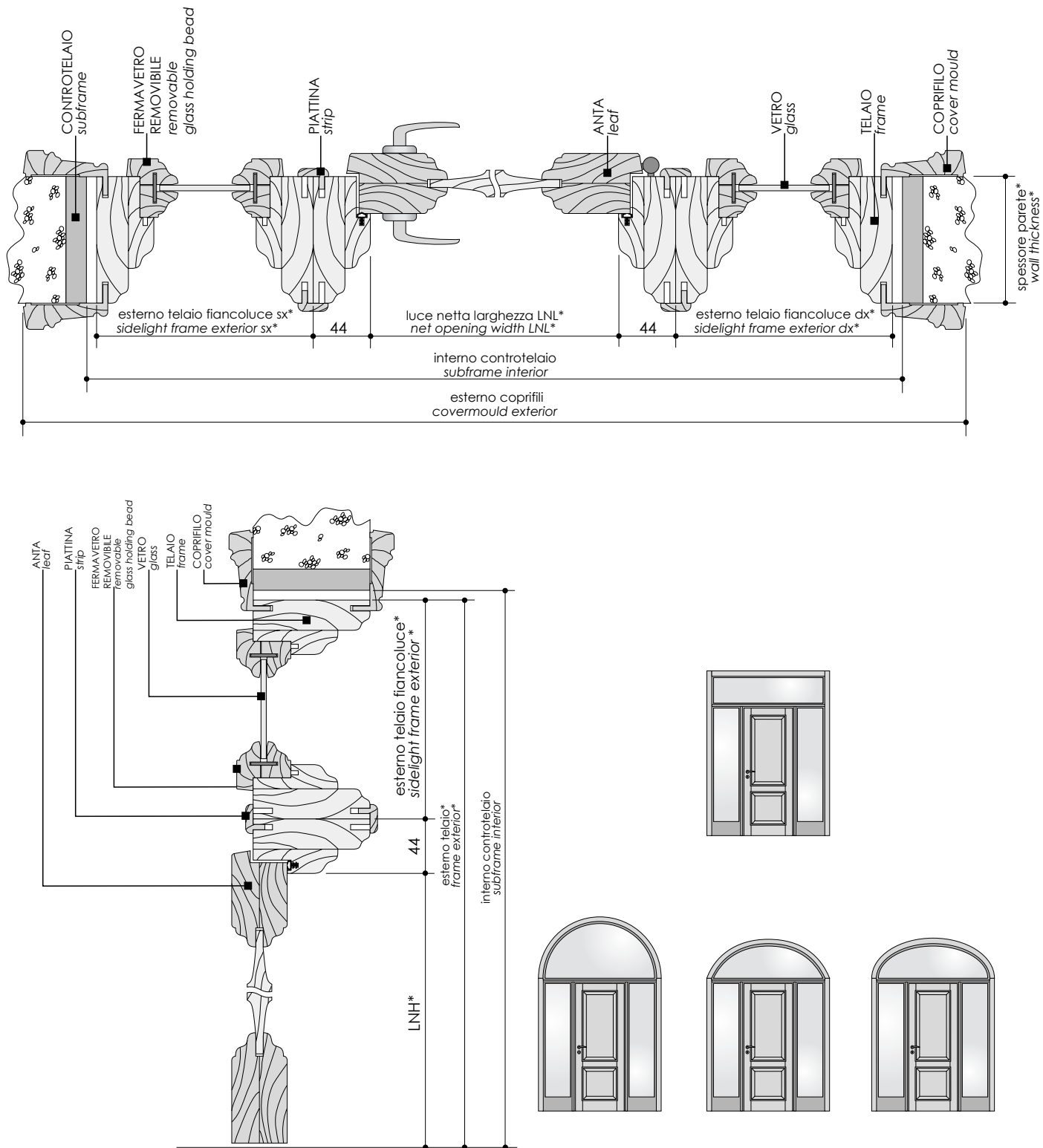


PER LE CAIROLI, RICCI, TONELLI E DE SIMONE È DISPONIBILE SOLO IL SOPRALUCE RETTANGOLARE
 FOR THE CAIROLI, RICCI, TONELLI AND DE SIMONE, THE RECTANGULAR OVERHEAD DOORLIGHT IS ONLY AVAILABLE

L'ALTEZZA DELLA ZOCCOLATURA DEL FIANCOLUCE, SARÀ LA STESSA DELL'ANTA
 THE HEIGHT OF THE SIDELIGHT SKIRTING WILL BE THE SAME AS THAT OF THE LEAF

DOUBLE LEAF OPENING WITH SIDELIGHT AND OVERHEAD DOORLIGHT
 APERTURA A DUE ANTE CON SOPRALUCE E FIANCOLUCE
 MANTEGNA - TRENDY - DE SIMONE - FASHION - GUARINI - ALFIERI - RICCI - PALADINO - BALDI - CAIROLI

MANTEGNA - TRENDY - DE SIMONE - FASHION - GUARINI - ALFIERI - RICCI - PALADINO - BALDI - CAIROLI
 APERTURA AD UN'ANTA CON SOPRALUCE E DOPPIO FIANCOLUCE
 SINGLE LEAF OPENING WITH DOUBLE SIDELIGHT AND OVERHEAD DOORLIGHT

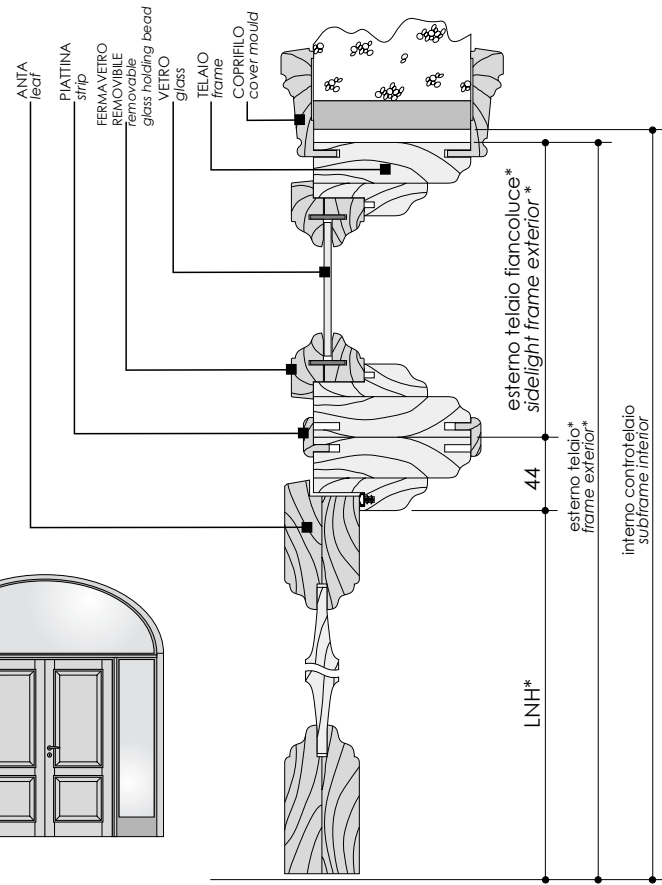

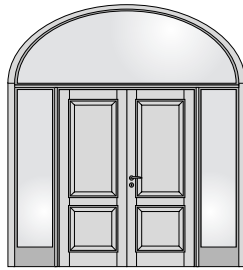
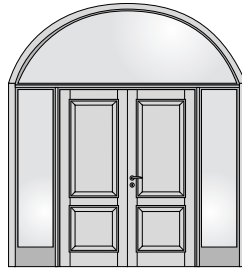

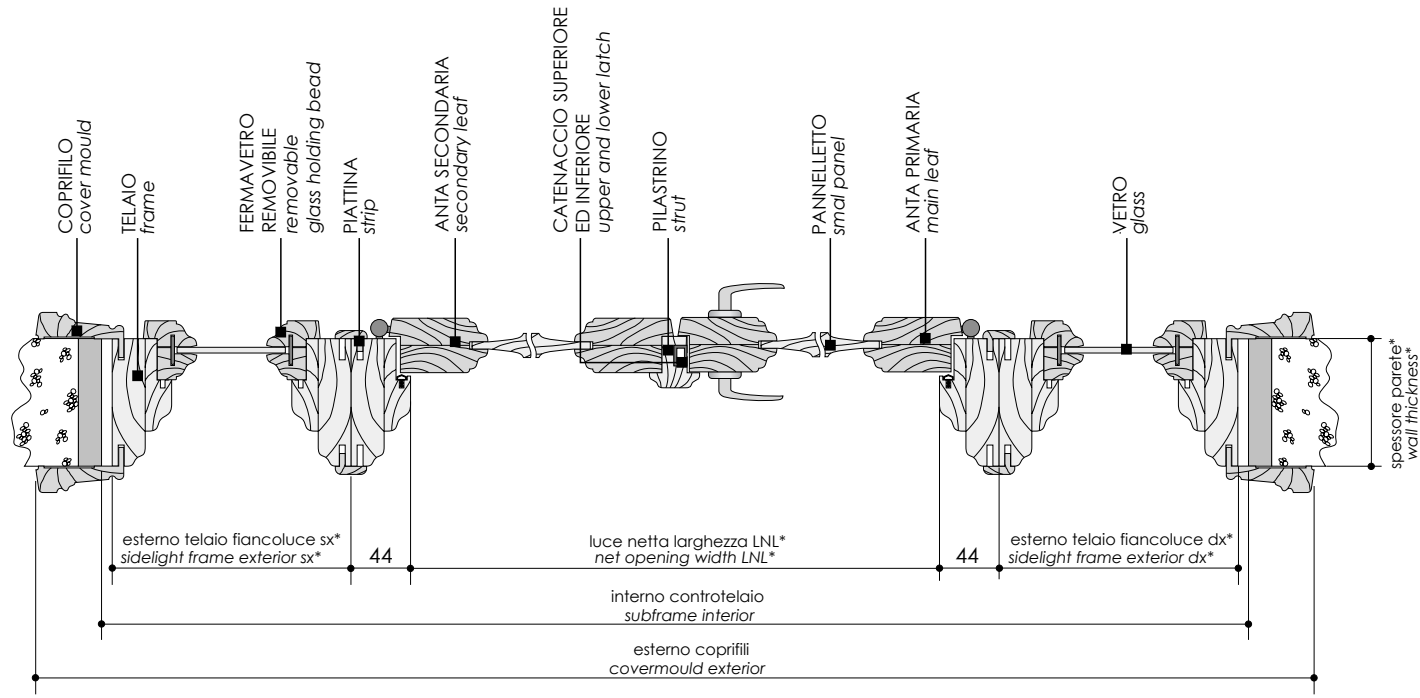


TUTTI I RIFERIMENTI CON L' ASTERISCO (*) SONO DA INDICARE NELL' ORDINE
 PER LA CONFIGURAZIONE STANDARD CORRETTA TELAILO / COPRIFILO DI OGNI FAMIGLIA CONSULTARE IL LISTINO
 ALL REFERENCES BEARING THE ASTERISCS (*) MUST BE INDICATED IN THE ORDER
 CONSULT THE PRICELIST FOR THE CORRECT STANDARD CONFIGURATION OF FRAME / COVER MOULD OF EACH FAMILY

PER LE CAIROLI, RICCI, TONELLI E DE SIMONE È DISPONIBILE SOLO IL SOPRALUCE RETTANGOLARE
 FOR THE CAIROLI, RICCI, TONELLI AND DE SIMONE, THE RECTANGULAR OVERHEAD DOORLIGHT IS ONLY AVAILABLE

L'ALTEZZA DELLA ZOCCOLATURA DEL FIANCOLUCE, SARÀ LA STESSA DELL'ANTA
 THE HEIGHT OF THE SIDELIGHT SKIRTING WILL BE THE SAME AS THAT OF THE LEAF

TUTTI I RIFERIMENTI CON L'ASTERISCO (*) SONO DA INDICARE NELL'ORDINE PER LA CONFIGURAZIONE STANDARD CORRETTA TELAI* / COPRIFILO DI OGNI FAMIGLIA CONSULTARE IL LISTINO ALL REFERENCES BEARING THE ASTERISCS (*) MUST BE INDICATED IN THE ORDER CONSULT THE PRICE LIST FOR THE CORRECT STANDARD CONFIGURATION OF FRAME / COVER MOULD OF EACH FAMILY



PER LE CAIROLI, RICCI, TONELLI E DE SIMONE È DISPONIBILE SOLO IL SOPRALUCE RETTANGOLARE
FOR THE CAIROLI, RICCI, TONELLI AND DE SIMONE, THE RECTANGULAR OVERHEAD DOORLIGHT IS ONLY AVAILABLE

L'ALTEZZA DELLA ZOCCOLATURA DEL FIANCOLUCE, SARÀ LA STESSA DELL'ANTA
THE HEIGHT OF THE SIDELIGHT SKIRTING WILL BE THE SAME AS THAT OF THE LEAF

DOUBLE LEAF OPENING WITH DOUBLE SIDELIGHT AND OVERHEAD DOORLIGHT
APERTURA CON SOPRALUCE E DOPPIO FIANCOLUCE
MANTEGNA - TRENDY - DE SIMONE - FASHION - GUARINI - ALFIERI - RICCI - PALADINO - BALDI - CAIROLI



w w w . d i e r r e . c o m

DIERRE SPA - STRADA STATALE PER CHIERI 66/15 - 14019 VILLANOVA D'ASTI (AT)

TEL 0141.949411 - FAX 0141.946427 - E-MAIL: info@dierre.it

NUMERO VERDE 800.812086